

## 2025 Annual Stingrays Spring Invitational - 2025-03-07 to 2025-03-09

## Results

**Event 1 Girls 9-10 400 SC Meter Freestyle**

Name	Age	Team	Seed Time	Finals Time	Points
1 Shrimpton, Alice	10	Pacific Coast Swimming	6:38.00	6:46.27	20
2 Vanderputten, Ellie	10	Duncan Swim Team	7:39.24	7:16.27	17
3 Pharis, Hailey	10	Duncan Swim Team	NT	8:36.35	16

**Event 1 Girls 11-12 400 SC Meter Freestyle**

Name	Age	Team	Seed Time	Finals Time	Points
1 Lecours, Eloise	12	Pacific Coast Swimming	6:40.68	6:24.90	20
2 Mathews, Elaine	11	Pacific Coast Swimming	6:17.95	6:26.88	17
3 MacGregor, Anabelle	12	Duncan Swim Team	7:19.22	6:35.16	16
4 Hames, Emma	12	Duncan Swim Team	NT	7:24.42	15

**Event 1 Girls 13-14 400 SC Meter Freestyle**

Name	Age	Team	Seed Time	Finals Time	Points
1 Kennedy, Isabella	13	Pacific Coast Swimming	7:33.53	5:29.82	20
2 Nammour, Layanne	14	Crkw	5:55.39	5:37.84	17
3 Vanderwal, Nora	13	Pacific Coast Swimming	6:00.51	5:53.11	16
4 Denux, Isabelle	13	Pacific Coast Swimming	6:30.00	6:23.45	15

**Event 1 Women 15 & Over 400 SC Meter Freestyle**

Name	Age	Team	Seed Time	Finals Time	Points
1 Nammour, Sev	16	Crkw	5:02.41	4:51.97	20
2 Rebello, Gennelynn	16	Pacific Coast Swimming	6:40.00	6:54.32	17

**Event 1 Boys 9-10 400 SC Meter Freestyle**

Name	Age	Team	Seed Time	Finals Time	Points
1 Lecours, Oban	10	Pacific Coast Swimming	6:50.45	6:46.63	20

**Event 1 Boys 11-12 400 SC Meter Freestyle**

Name	Age	Team	Seed Time	Finals Time	Points
1 Renton, Bennett	11	Duncan Swim Team	8:00.63	7:48.51	20

**Event 1 Men 15 & Over 400 SC Meter Freestyle**

Name	Age	Team	Seed Time	Finals Time	Points
1 Rinzsch, Olli	16	Pacific Coast Swimming	5:20.00	5:06.05	20

**Event 2 Girls 9-10 400 SC Meter IM**


Name	Age	Team	Seed Time	Finals Time	Points
1 Davies, Sylva	10	Duncan Swim Team	8:46.29	7:31.87	20

**Event 2 Girls 11-12 400 SC Meter IM**

Name	Age	Team	Seed Time	Finals Time	Points
1 Stiwich, Nella	12	Duncan Swim Team	7:46.58	6:43.55	20
2 Girodo, Archer	12	Duncan Swim Team	NT	6:56.49	17
3 Mann, Jaya	11	Duncan Swim Team	8:37.28	8:14.05	16

**Event 2 Girls 13-14 400 SC Meter IM**

Name	Age	Team	Seed Time	Finals Time	Points
1 Graham, Ayla	14	Duncan Swim Team	5:55.57	5:59.72	20
2 Aron, Isabella	14	Duncan Swim Team	7:29.56	6:55.54	17



## 2025 Annual Stingrays Spring Invitational - 2025-03-07 to 2025-03-09

## Results

**(Event 2 Girls 13-14 400 SC Meter IM)**

Name	Age	Team	Seed Time	Finals Time	Points
3 Williamson_S6SB6SM6, Gabi	14	Duncan Swim Team	NT	9:46.70	16

**Event 2 Boys 9-10 400 SC Meter IM**

Name	Age	Team	Seed Time	Finals Time	Points
1 Brown, Noah	10	Pacific Coast Swimming	NT	7:00.86	20
2 Thrift, Robson	10	Pacific Coast Swimming	NT	7:05.45	17

**Event 2 Men 15 & Over 400 SC Meter IM**

Name	Age	Team	Seed Time	Finals Time	Points
1 Joyce, Kyle	17	Crkw	5:41.83	5:11.47	20
--- Baek, Joshua	16	Pacific Coast Swimming	6:30.00	DQ	

**Event 3 Girls 11-12 800 SC Meter Freestyle**

Name	Age	Team	Seed Time	Finals Time	Points
1 MacGregor, Arya	12	Duncan Swim Team	NT	11:59.33	20

**Event 3 Girls 13-14 800 SC Meter Freestyle**

Name	Age	Team	Seed Time	Finals Time	Points
1 Switzer, Quinn	14	Duncan Swim Team	15:09.36	13:04.15	20

**Event 3 Women 15 & Over 800 SC Meter Freestyle**

Name	Age	Team	Seed Time	Finals Time	Points
1 Nammour, Sev	16	Crkw	10:19.07	10:10.02	20

**Event 3 Boys 11-12 800 SC Meter Freestyle**

Name	Age	Team	Seed Time	Finals Time	Points
1 Sorenson, River	11	Duncan Swim Team	NT	12:33.02	20

**Event 3 Men 15 & Over 800 SC Meter Freestyle**

Name	Age	Team	Seed Time	Finals Time	Points
1 Joyce, Nick or Nicholas	17	Crkw	9:30.78	9:13.14	20

**Event 4 Girls 11-12 1500 SC Meter Freestyle**

Name	Age	Team	Seed Time	Finals Time	Points
1 Wenstob, Talis	11	Duncan Swim Team	NT	25:44.21	20

**Event 4 Boys 9-10 1500 SC Meter Freestyle**


Name	Age	Team	Seed Time	Finals Time	Points
1 Lukhanin, Max	10	Duncan Swim Team	NT	24:24.30	20

**Event 4 Boys 13-14 1500 SC Meter Freestyle**

Name	Age	Team	Seed Time	Finals Time	Points
1 Feenstra, Kai	14	Pacific Coast Swimming	23:17.38	22:06.43	20

**Event 4 Men 15 & Over 1500 SC Meter Freestyle**

Name	Age	Team	Seed Time	Finals Time	Points
1 Beamish, Conor	15	Pacific Coast Swimming	21:00.00	20:34.95	20
2 Attwell, Christian	15	Pacific Coast Swimming	21:00.00	20:38.20	17
3 Kim, Woochan	15	Pacific Coast Swimming	22:00.00	22:40.60	16



## 2025 Annual Stingrays Spring Invitational - 2025-03-07 to 2025-03-09

## Results

## Event 5 Girls 9-10 200 SC Meter IM

Name	Age	Team	Seed Time	Finals Time	Points
1 Zhu, Vicky	10	Pacific Coast Swimming	3:22.87	3:15.40	20
2 Shrimpton, Alice	10	Pacific Coast Swimming	3:41.12	3:35.29	17
3 Stoner, Stella	10	Pacific Coast Swimming	NT	3:44.89	16
4 Sospedra, Ana	10	Pacific Coast Swimming	NT	4:04.40	15
--- Campbell, Hudson	9	Nanaimo Riptides Swim Team	6:16.68	DQ	

## Event 5 Girls 11-12 200 SC Meter IM

Name	Age	Team	Seed Time	Finals Time	Points
1 Guo, Katie	11	Nanaimo Riptides Swim Team	3:43.10	2:39.88	20
2 MacGregor, Arya	12	Duncan Swim Team	3:01.51	3:02.85	17
3 Gao, Chloe	12	Pacific Coast Swimming	3:03.18	3:03.36	16
4 Mokhnach, Emilie	12	Pacific Coast Swimming	3:09.49	3:04.77	15
5 Messenger, Ruby	11	Ravensong Aquatic Club	3:10.75	3:09.68	14
6 Sundher, Jasnoor	12	Pacific Coast Swimming	3:17.31	3:13.98	13
7 MacLennan, Charlotte S	12	Whistler Sea Wolves Swim Club	3:16.79	3:14.96	12
8 Cavens, Joelle	11	Pacific Coast Swimming	3:28.59	3:16.77	11
9 Mathews, Elaine	11	Pacific Coast Swimming	3:18.97	3:19.56	9
10 Wenstob, Talis	11	Duncan Swim Team	3:24.00	3:22.86	7
11 Fairhurst, Scarlett	11	Pacific Coast Swimming	3:51.78	3:37.52	6
12 Brown, Sharliz M	12	Whistler Sea Wolves Swim Club	3:53.29	3:38.61	5
13 Hames, Emma	12	Duncan Swim Team	4:07.51	3:43.17	4
14 Lavigne, Rosetta	11	Crkw	NT	3:50.52	3
--- Enger, Ellie	12	Crkw	3:31.15	DQ	

## Event 5 Girls 13-14 200 SC Meter IM

Name	Age	Team	Seed Time	Finals Time	Points
1 Armstrong, Aaliyah	14	Nanaimo Riptides Swim Team	3:12.23	3:12.30	20

## Event 5 Women 15 &amp; Over 200 SC Meter IM


Name	Age	Team	Seed Time	Finals Time	Points
1 Stiwich, Ryca	17	Duncan Swim Team	2:37.21	2:34.64	20
2 Nammour, Sev	16	Crkw	2:40.59	2:39.02	17
3 Vose, Ella	17	Crkw	2:40.53	2:43.56	16
4 MacLennan, Annabel L	15	Whistler Sea Wolves Swim Club	3:51.69	3:28.08	15

## Event 5 Boys 9-10 200 SC Meter IM

Name	Age	Team	Seed Time	Finals Time	Points
1 Brown, Noah	10	Pacific Coast Swimming	3:19.56	3:15.10	20
2 Thrift, Robson	10	Pacific Coast Swimming	3:27.89	3:20.92	17
3 Lecours, Oban	10	Pacific Coast Swimming	3:44.59	3:45.01	16
4 Hally, Noah	9	Whistler Sea Wolves Swim Club	4:09.35	3:58.41	15
5 Dickson, Ellis	10	Pacific Coast Swimming	3:55.75	3:59.05	14

## Event 5 Boys 11-12 200 SC Meter IM

Name	Age	Team	Seed Time	Finals Time	Points
1 McKnight, Luka	12	Pacific Coast Swimming	3:21.21	3:20.62	20
2 Walker, Wiley	11	Ravensong Aquatic Club	3:27.96	3:30.01	17



## 2025 Annual Stingrays Spring Invitational - 2025-03-07 to 2025-03-09

## Results

**(Event 5 Boys 11-12 200 SC Meter IM)**

Name	Age	Team	Seed Time	Finals Time	Points
3 Turton, Liam	12	Pacific Coast Swimming	NT	3:37.04	16
--- Zhai, Hongsen	11	Ravensong Aquatic Club	3:54.31	DQ	
--- Knight, Matthew C	11	Whistler Sea Wolves Swim Club	4:41.13	DQ	

**Event 5 Boys 13-14 200 SC Meter IM**

Name	Age	Team	Seed Time	Finals Time	Points
1 Harder, Aaron B	14	Whistler Sea Wolves Swim Club	3:06.95	2:21.79	20
2 Mussellam, Gabriel	14	West Coast Wind Swim Club	3:06.12	2:48.24	17
3 Hally, Jack	13	Whistler Sea Wolves Swim Club	2:55.80	2:52.31	16

**Event 5 Men 15 & Over 200 SC Meter IM**

Name	Age	Team	Seed Time	Finals Time	Points
1 Joyce, Kyle	17	Crkw	2:21.08	2:20.53	20
2 Tanaka, Ricky	16	Ravensong Aquatic Club	2:50.00	2:51.57	17
3 Kim, Johan	15	Duncan Swim Team	3:08.43	2:56.10	16

**Event 6 Girls 8 & Under 100 SC Meter Backstroke**


Name	Age	Team	Seed Time	Finals Time	Points
1 Van Westen, Alayna	8	Pacific Coast Swimming	2:08.03	1:57.61	20
2 Lanusse, Margaux	8	Pacific Coast Swimming	NT	2:01.17	17
3 Armstrong, Olivia	8	Nanaimo Riptides Swim Team	NT	2:12.26	16
4 Brooks, Amelia	8	Nanaimo Riptides Swim Team	NT	2:20.36	15
5 Cappus, Ivy	8	Nanaimo Riptides Swim Team	NT	2:25.31	14
6 Cunningham, Madeline	8	Nanaimo Riptides Swim Team	NT	2:36.15	13
--- Thrift, Myra	8	Pacific Coast Swimming	NT	DQ	
--- Rutherford, Adilyn	8	Nanaimo Riptides Swim Team	2:24.49	DQ	
--- Fairhurst, Beatrice	8	Pacific Coast Swimming	NT	DQ	

**Event 6 Girls 9-10 100 SC Meter Backstroke**

Name	Age	Team	Seed Time	Finals Time	Points
1 Luckey, Eloise	10	Lcsc	1:45.10	1:37.73	20
2 Milne, Beatrice	10	Pacific Coast Swimming	1:54.47	1:50.54	17
3 Petrusa, Nyah	9	Pacific Coast Swimming	1:53.34	1:51.61	16
4 Nammour, Aurelia	10	Crkw	2:07.32	1:53.50	15
5 Barnes, Piper	10	Crkw	2:04.01	2:01.35	14
6 Ozcelik, Lori	9	Pacific Coast Swimming	NT	2:06.50	13
7 Nguyen, Scarlett	10	Pacific Coast Swimming	2:12.84	2:08.54	12
8 Hachey, Harper	9	Nanaimo Riptides Swim Team	NT	2:10.53	11
9 Harcos, Sophie	10	Pacific Coast Swimming	NT	2:11.07	9
10 Dagsaan, Victoria	9	Nanaimo Riptides Swim Team	NT	2:20.22	7
11 Morettie, Rose	10	Ravensong Aquatic Club	2:25.87	2:23.48	6
--- Nayak, Reshika	10	Nanaimo Riptides Swim Team	2:27.14	DQ	
--- Mussellam, Georgia	10	West Coast Wind Swim Club	2:02.87	DQ	

**Event 6 Girls 11-12 100 SC Meter Backstroke**

Name	Age	Team	Seed Time	Finals Time	Points
1 Sundher, Jasnoor	12	Pacific Coast Swimming	1:26.37	1:25.17	20
2 MacLennan, Charlotte S	12	Whistler Sea Wolves Swim Club	1:31.17	1:29.65	17



## 2025 Annual Stingrays Spring Invitational - 2025-03-07 to 2025-03-09

## Results

**(Event 6 Girls 11-12 100 SC Meter Backstroke)**

Name	Age	Team	Seed Time	Finals Time	Points
3 Girodo, Archer	12	Duncan Swim Team	1:31.59	1:30.87	16
4 Stiwich, Nella	12	Duncan Swim Team	1:30.74	1:32.12	15
5 Nelson, Lua	11	Crkw	1:31.63	1:33.28	14
6 Macalister, Liv	12	Nanaimo Riptides Swim Team	1:36.03	1:33.80	13
7 Rosen, Charlotte	11	Pacific Coast Swimming	1:39.16	1:36.10	12
8 Brown, Sharliz M	12	Whistler Sea Wolves Swim Club	1:36.76	1:36.97	11
9 Lecours, Eloise	12	Pacific Coast Swimming	1:38.82	1:39.50	9
10 Rea-Palmer, Freya	12	Nanaimo Riptides Swim Team	1:38.25	1:40.21	7
11 Hayes, Abigail	12	Nanaimo Riptides Swim Team	1:42.32	1:41.71	6
12 Parrott, Georgie	11	Pacific Coast Swimming	1:53.31	1:42.00	5
13 Oyenuga, Imisioluwa	12	Nanaimo Riptides Swim Team	1:53.82	1:42.37	4
14 Souza Fleischer, Sophia	11	Pacific Coast Swimming	2:03.72	1:43.71	3
15 Mann, Jaya	11	Duncan Swim Team	1:48.31	1:44.26	2
16 Hill, Tessa	11	Pacific Coast Swimming	1:53.09	1:44.69	1
17 Vanderwal, Sadie	11	Pacific Coast Swimming	1:51.48	1:51.98	
18 Eide, Isla	11	Pacific Coast Swimming	NT	1:54.07	
19 Gofton, Vivian	11	Pacific Coast Swimming	NT	2:04.88	
20 Bola, Binnae	11	Pacific Coast Swimming	NT	2:09.22	
--- Bola, Rasna	11	Pacific Coast Swimming	1:47.60	DQ	
--- Ganut, Samantha	12	Pacific Coast Swimming	1:52.22	DQ	

**Event 6 Girls 13-14 100 SC Meter Backstroke**

Name	Age	Team	Seed Time	Finals Time	Points
1 Bignell, Kate	14	Crkw	1:16.59	1:15.25	20
2 Aron, Isabella	14	Duncan Swim Team	1:24.27	1:19.94	17
3 Searle, Tea	13	Lcsc	1:47.23	1:36.08	16
4 Martin, Lucy	13	Ravensong Aquatic Club	1:50.32	1:38.09	15
5 Williamson_S6SB6SM6, Gabi	14	Duncan Swim Team	2:03.29	2:05.43	14

**Event 6 Women 15 & Over 100 SC Meter Backstroke**


Name	Age	Team	Seed Time	Finals Time	Points
1 Maclennan, Annabel L	15	Whistler Sea Wolves Swim Club	1:41.01	1:37.69	20
2 Smith, Patricia Nancy	16	Duncan Swim Team	1:41.79	1:39.52	17

**Event 6 Boys 8 & Under 100 SC Meter Backstroke**

Name	Age	Team	Seed Time	Finals Time	Points
1 Flegel, Mikael	7	Pacific Coast Swimming	2:06.44	2:03.66	20
2 Hodge, Beckham	8	Crkw	NT	2:26.86	17

**Event 6 Boys 9-10 100 SC Meter Backstroke**

Name	Age	Team	Seed Time	Finals Time	Points
1 Lukhanin, Max	10	Duncan Swim Team	1:34.59	1:32.52	20
2 Mikkelsen, Finn	10	West Coast Wind Swim Club	1:40.81	1:39.86	17
3 Dunaway, Ronan	9	Duncan Swim Team	1:44.61	1:44.86	16
4 Jarvie, Jack	10	West Coast Wind Swim Club	NT	1:48.17	15
5 Hodge, Huxley	10	Crkw	2:10.50	1:49.06	14
6 Niu, Nathan	10	Pacific Coast Swimming	1:55.86	1:50.66	13
7 Hughes, Bentley	10	Crkw	2:06.31	1:50.74	12



## 2025 Annual Stingrays Spring Invitational - 2025-03-07 to 2025-03-09

## Results

**(Event 6 Boys 9-10 100 SC Meter Backstroke)**

Name	Age	Team	Seed Time	Finals Time	Points
8 Hally, Noah	9	Whistler Sea Wolves Swim Club	2:01.75	1:54.46	11
9 Sun, Albert	10	Pacific Coast Swimming	1:57.78	1:57.32	9
10 Weckend, Otto	9	Pacific Coast Swimming	NT	2:07.67	7
11 Todd, Lachlan	10	Ravensong Aquatic Club	NT	2:07.89	6
12 Hals, Charlie	9	Nanaimo Riptides Swim Team	NT	2:29.82	5

**Event 6 Boys 11-12 100 SC Meter Backstroke**

Name	Age	Team	Seed Time	Finals Time	Points
1 Krestinski, Jesse	12	Crkw	1:26.95	1:24.85	20
2 Gullins, Ollie	12	Nanaimo Riptides Swim Team	1:29.22	1:25.66	17
3 Sorenson, River	11	Duncan Swim Team	1:39.51	1:29.41	16
4 Olynik, Cameron	11	Nanaimo Riptides Swim Team	1:48.14	1:39.31	15
5 Cho, Hudson	11	Pacific Coast Swimming	1:42.45	1:41.49	14
6 Lanusse, Leon	12	Pacific Coast Swimming	1:56.03	1:45.76	13
7 Chapman, Ben	11	Crkw	1:51.34	1:48.91	12
8 Beasley, Cole	11	Pacific Coast Swimming	1:57.49	1:51.46	11
9 Renton, Bennett	11	Duncan Swim Team	2:01.58	1:58.68	9
--- le, Andrew	11	Nanaimo Riptides Swim Team	2:12.63	DQ	
--- Bartlett, Lukas	11	Pacific Coast Swimming	1:44.92	DQ	

**Event 6 Boys 13-14 100 SC Meter Backstroke**

Name	Age	Team	Seed Time	Finals Time	Points
1 Harder, Aaron B	14	Whistler Sea Wolves Swim Club	1:22.40	1:23.39	20
2 Hally, Jack	13	Whistler Sea Wolves Swim Club	1:22.00	1:24.10	17
3 Mikkelsen, Kai	13	West Coast Wind Swim Club	1:26.54	1:27.25	16
4 Patterson, James	13	Crkw	1:46.04	1:40.82	15

**Event 6 Men 15 & Over 100 SC Meter Backstroke**


Name	Age	Team	Seed Time	Finals Time	Points
1 Skene, Jaxson	17	Crkw	1:25.03	1:22.25	20
2 Coatta, Oliver	15	West Coast Wind Swim Club	1:41.76	1:34.90	17

**Event 7 Girls 8 & Under 50 SC Meter Butterfly**

Name	Age	Team	Seed Time	Finals Time	Points
1 Cappus, Ivy	8	Nanaimo Riptides Swim Team	1:14.64	1:10.04	20
2 Armstrong, Olivia	8	Nanaimo Riptides Swim Team	1:16.69	1:14.57	17
3 Rutherford, Adilyn	8	Nanaimo Riptides Swim Team	1:30.51	1:32.13	16

**Event 7 Girls 9-10 50 SC Meter Butterfly**

Name	Age	Team	Seed Time	Finals Time	Points
1 Luckey, Eloise	10	Lcsc	48.05	45.98	20
2 Davies, Sylva	10	Duncan Swim Team	51.68	46.68	17
3 Stoner, Stella	10	Pacific Coast Swimming	50.70	50.16	16
4 Barnes, Piper	10	Crkw	1:03.40	52.10	15
5 Sospedra, Ana	10	Pacific Coast Swimming	50.20	52.92	14
6 Petrusa, Nyah	9	Pacific Coast Swimming	51.49	54.29	13
7 Milne, Beatrice	10	Pacific Coast Swimming	55.28	58.20	12
8 Mussellam, Georgia	10	West Coast Wind Swim Club	50.98	58.46	11



## 2025 Annual Stingrays Spring Invitational - 2025-03-07 to 2025-03-09

## Results

**(Event 7 Girls 9-10 50 SC Meter Butterfly)**

Name	Age	Team	Seed Time	Finals Time	Points
9 Vanderputten, Ellie	10	Duncan Swim Team	1:05.89	1:01.94	9
10 Holman, Eleanor	9	Duncan Swim Team	NT	1:10.52	7
11 Campbell, Hudson	9	Nanaimo Riptides Swim Team	1:18.00	1:12.18	6
12 Conway, Lennon	10	Nanaimo Riptides Swim Team	NT	1:23.28	5
--- Ozcelik, Lori	9	Pacific Coast Swimming	NT	DQ	
--- Conway, Freya	10	Nanaimo Riptides Swim Team	NT	DQ	

**Event 7 Girls 11-12 50 SC Meter Butterfly**

Name	Age	Team	Seed Time	Finals Time	Points
1 MacGregor, Arya	12	Duncan Swim Team	35.72	35.03	20
2 Mokhnach, Emilie	12	Pacific Coast Swimming	37.78	36.76	17
3 Mussellam, Joanna	12	West Coast Wind Swim Club	41.74	39.27	16
4 Gao, Chloe	12	Pacific Coast Swimming	37.65	39.85	15
5 Ortiz Liu, Ariana	12	Nanaimo Riptides Swim Team	40.57	39.93	14
6 Cavens, Joelle	11	Pacific Coast Swimming	39.13	40.06	13
7 Stiwich, Nella	12	Duncan Swim Team	44.26	40.67	12
8 Mathews, Elaine	11	Pacific Coast Swimming	40.03	41.32	11
9 Enger, Ellie	12	Crkw	44.24	42.43	9
10 Nelson, Lua	11	Crkw	43.71	44.10	7
11 Brown, Sharliz M	12	Whistler Sea Wolves Swim Club	56.66	46.83	6
12 Hames, Emma	12	Duncan Swim Team	55.34	47.48	5
13 Lavigne, Rosetta	11	Crkw	57.96	51.15	4
14 Souza Fleischer, Sophia	11	Pacific Coast Swimming	1:03.57	52.98	3
15 Loree, Eleni	11	Duncan Swim Team	59.39	54.54	2
16 Ganut, Samantha	12	Pacific Coast Swimming	1:14.77	1:07.78	1
17 Eide, Isla	11	Pacific Coast Swimming	NT	1:08.01	
--- Hayes, Abigail	12	Nanaimo Riptides Swim Team	55.74	DQ	
--- Girodo, Archer	12	Duncan Swim Team	37.80	DQ	

**Event 7 Girls 13-14 50 SC Meter Butterfly**


Name	Age	Team	Seed Time	Finals Time	Points
1 Bignell, Kate	14	Crkw	32.32	33.15	20
2 Graham, Ayla	14	Duncan Swim Team	36.33	35.86	17
3 Nammour, Layanne	14	Crkw	37.09	38.00	16
4 Rechon-Reguet, Alexia	13	Nanaimo Riptides Swim Team	40.79	38.04	15
5 Martin, Lucy	13	Ravensong Aquatic Club	54.31	51.41	14
6 Searle, Tea	13	Lcsc	1:01.75	56.42	13
7 Williamson_S6SB6SM6, Gabi	14	Duncan Swim Team	1:03.91	1:02.28	12

**Event 7 Women 15 & Over 50 SC Meter Butterfly**

Name	Age	Team	Seed Time	Finals Time	Points
1 Stiwich, Ryca	17	Duncan Swim Team	32.03	32.29	20
2 Vose, Ella	17	Crkw	33.51	34.04	17

**Event 7 Boys 8 & Under 50 SC Meter Butterfly**

Name	Age	Team	Seed Time	Finals Time	Points
--- Hodge, Beckham	8	Crkw	1:21.28	DQ	



## 2025 Annual Stingrays Spring Invitational - 2025-03-07 to 2025-03-09

## Results

## Event 7 Boys 9-10 50 SC Meter Butterfly

Name	Age	Team	Seed Time	Finals Time	Points
1 Brown, Noah	10	Pacific Coast Swimming	38.52	38.89	20
2 Thrift, Robson	10	Pacific Coast Swimming	39.87	40.75	17
3 Mikkelsen, Finn	10	West Coast Wind Swim Club	49.19	46.76	16
4 Lukhanin, Max	10	Duncan Swim Team	47.42	48.18	15
5 Lecours, Oban	10	Pacific Coast Swimming	56.40	52.98	14
6 Dickson, Ellis	10	Pacific Coast Swimming	47.42	53.59	13
7 Hodge, Huxley	10	Crkw	1:00.53	1:01.23	12
8 Dunaway, Ronan	9	Duncan Swim Team	1:05.01	1:01.70	11
9 Todd, Lachlan	10	Ravensong Aquatic Club	1:05.72	1:01.99	9
--- Niu, Nathan	10	Pacific Coast Swimming	1:07.48	DQ	
--- Jarvie, Jack	10	West Coast Wind Swim Club	53.77	DQ	

## Event 7 Boys 11-12 50 SC Meter Butterfly

Name	Age	Team	Seed Time	Finals Time	Points
1 Bartlett, Lukas	11	Pacific Coast Swimming	1:07.10	41.36	20
2 Bereznyskyi, Arsen	12	Nanaimo Riptides Swim Team	45.48	42.10	17
3 McKnight, Luka	12	Pacific Coast Swimming	48.00	42.29	16
4 Cho, Hudson	11	Pacific Coast Swimming	53.08	51.24	15
5 Zhai, Hongsen	11	Ravensong Aquatic Club	56.45	53.23	14
6 Walker, Wiley	11	Ravensong Aquatic Club	52.46	54.28	13
7 Chapman, Ben	11	Crkw	51.47	57.00	12
--- Knight, Matthew C	11	Whistler Sea Wolves Swim Club	NT	DQ	

## Event 7 Boys 13-14 50 SC Meter Butterfly


Name	Age	Team	Seed Time	Finals Time	Points
1 Mussellam, Gabriel	14	West Coast Wind Swim Club	33.10	31.74	20
2 Hally, Jack	13	Whistler Sea Wolves Swim Club	35.31	37.68	17
3 Mikkelsen, Kai	13	West Coast Wind Swim Club	41.05	41.30	16
4 Patterson, James	13	Crkw	51.21	45.91	15

## Event 7 Men 15 &amp; Over 50 SC Meter Butterfly

Name	Age	Team	Seed Time	Finals Time	Points
1 Wei, Bernard	15	Duncan Swim Team	NT	26.82	20
2 Joyce, Kyle	17	Crkw	27.72	27.86	17
3 Nardi, Spencer	17	Ravensong Aquatic Club	27.08	27.90	16
4 Joyce, Nick or Nicholas	17	Crkw	28.84	29.57	15
5 Odonnell, Russell	15	West Coast Wind Swim Club	36.53	33.04	14
6 Kim, Johan	15	Duncan Swim Team	40.63	37.62	13

## Event 8 Girls 11-12 200 SC Meter Butterfly

Name	Age	Team	Seed Time	Finals Time	Points
1 Mokhnach, Emilie	12	Pacific Coast Swimming	3:11.65	3:10.54	20
2 Gao, Chloe	12	Pacific Coast Swimming	3:20.58	3:18.90	17
3 Armstrong, Lilah	11	Nanaimo Riptides Swim Team	3:43.16	3:22.95	16
4 Stiwich, Nella	12	Duncan Swim Team	3:52.98	3:39.83	15
5 MacGregor, Anabelle	12	Duncan Swim Team	NT	4:02.86	14



## 2025 Annual Stingrays Spring Invitational - 2025-03-07 to 2025-03-09

## Results

**Event 8 Girls 13-14 200 SC Meter Butterfly**

Name	Age	Team	Seed Time	Finals Time	Points
1 Graham, Ayla	14	Duncan Swim Team	3:01.84	2:58.17	20
2 Armstrong, Aaliyah	14	Nanaimo Riptides Swim Team	4:06.56	3:35.19	17

**Event 8 Women 15 & Over 200 SC Meter Butterfly**

Name	Age	Team	Seed Time	Finals Time	Points
1 Smith, Patricia Nancy	16	Duncan Swim Team	NT	3:55.08	20

**Event 8 Boys 11-12 200 SC Meter Butterfly**

Name	Age	Team	Seed Time	Finals Time	Points
1 Krestinski, Jesse	12	Crkw	3:12.34	3:15.77	20
2 Sinotte, Hayden	11	West Coast Wind Swim Club	4:03.78	3:47.24	17
--- Sorenson, River	11	Duncan Swim Team	NT	DNF	

**Event 8 Boys 13-14 200 SC Meter Butterfly**

Name	Age	Team	Seed Time	Finals Time	Points
1 Lempinen, Ethan	14	Duncan Swim Team	NT	3:41.00	20

**Event 9 Mixed 8 & Under 200 SC Meter Freestyle Relay**


Team	Relay	Seed Time	Finals Time	Points
1 Pacific Coast Swimming	A	3:19.59	3:41.48	40
1) Van Westen, Alayna W8	2) Flegel, Mikael M7	3) Sun, Ivy W8	4) Fairhurst, Beatrice W8	

**Event 9 Mixed 9-10 200 SC Meter Freestyle Relay**

Team	Relay	Seed Time	Finals Time	Points
1 Pacific Coast Swimming	A	2:32.41	2:25.90	40
1) Brown, Noah M10	2) Thrift, Robson M10	3) Shrimpton, Alice W10	4) Zhu, Vicky W10	
2 Pacific Coast Swimming	B	2:41.05	2:40.32	34
1) Lecours, Oban M10	2) Dickson, Ellis M10	3) Stoner, Stella W10	4) Milne, Beatrice W10	

**Event 9 Mixed 11-12 200 SC Meter Freestyle Relay**

Team	Relay	Seed Time	Finals Time	Points
1 Nanaimo Riptides Swim Team	A	2:22.34	2:21.43	40
1) Armstrong, Lilah W11	2) Olynik, Cameron M11	3) Macalister, Liv W12	4) Ie, Andrew M11	
2 Pacific Coast Swimming	B	2:22.89	2:22.88	34
1) Cho, Hudson M11	2) Bartlett, Lukas M11	3) Gao, Chloe W12	4) Sundher, Jasnoor W12	
3 Pacific Coast Swimming	A	2:17.29	2:23.37	32
1) Turton, Liam M12	2) McKnight, Luka M12	3) Mokhnach, Emilie W12	4) Cavens, Joelle W11	
4 Crkw	A	2:26.81	2:26.27	30
1) Nelson, Lua W11	2) Enger, Ellie W12	3) Krestinski, Jesse M12	4) Chapman, Ben M11	
5 Duncan Swim Team	A	2:23.25	2:29.85	28
1) Dunaway, Ronan M9	2) Stiwich, Nella W12	3) Girodo, Archer W12	4) Sorenson, River M11	
6 Duncan Swim Team	B	2:37.01	2:32.80	26
1) MacGregor, Arya W12	2) MacGregor, Anabelle W12	3) Renton, Bennett M11	4) Wenstob, Talis W11	
7 West Coast Wind Swim Club	A	2:44.24	2:41.20	24
1) Mikkelsen, Finn M10	2) Jarvie, Jack M10	3) Mussellam, Georgia W10	4) Mussellam, Joanna W12	
8 Nanaimo Riptides Swim Team	B	2:31.95	2:47.08	22
9 Ravensong Aquatic Club	A	2:54.40	3:01.95	18
1) Messenger, Ruby W11	2) Zhai, Hongsen M11	3) Todd, Lachlan M10	4) Morettie, Rose W10	



## 2025 Annual Stingrays Spring Invitational - 2025-03-07 to 2025-03-09

## Results

## Event 9 Mixed 13-14 200 SC Meter Freestyle Relay

Team	Relay	Seed Time	Finals Time	Points
1 Crkw 1) Nammour, Sev W16	A 2) Nammour, Layanne W14	2:30.41 3) Patterson, James M13	2:07.23 4) Skene, Jaxson M17	40
2 Duncan Swim Team 1) Aron, Isabella W14	A 2) Lempinen, Ethan M14	2:34.13 3) Lukhanin, Max M10	2:32.39 4) Williamson_S6SB6SM6, Gabi W14	34
3 Ravensong Aquatic Club 1) Martin, Lucy W13	A 2) Walker, Wiley M11	2:30.07 3) Willers, Caleb M11	2:33.51 4) Messenger, Ruby W11	32

## Event 9 Mixed 15 &amp; Over 200 SC Meter Freestyle Relay

Team	Relay	Seed Time	Finals Time	Points
1 Crkw 1) Vose, Ella W17	A 2) Bignell, Kate W14	1:50.66 3) Joyce, Kyle M17	1:52.17 4) Joyce, Nick or Nicholas M17	40
2 West Coast Wind Swim Club 1) Mussellam, Gabriel M14	A 2) Coatta, Oliver M15	2:07.65 3) Mikkelsen, Kai M13	2:03.02 4) Odonnell, Russell M15	34

## Event 10 Girls 8 &amp; Under 200 SC Meter Freestyle


Name	Age	Team	Seed Time	Finals Time	Points
1 Cappus, Ivy	8	Nanaimo Riptides Swim Team	4:31.94	4:25.88	20
2 Cunningham, Madeline	8	Nanaimo Riptides Swim Team	5:15.20	5:02.35	17
3 Brooks, Amelia	8	Nanaimo Riptides Swim Team	5:22.67	5:09.37	16

## Event 10 Girls 9-10 200 SC Meter Freestyle

Name	Age	Team	Seed Time	Finals Time	Points
1 Zhu, Vicky	10	Pacific Coast Swimming	3:02.58	2:55.98	20
2 Davies, Syla	10	Duncan Swim Team	3:42.47	3:02.75	17
3 Milne, Beatrice	10	Pacific Coast Swimming	3:21.25	3:17.32	16
4 Stoner, Stella	10	Pacific Coast Swimming	3:32.90	3:30.54	15
5 Vanderputten, Ellie	10	Duncan Swim Team	3:31.98	3:30.97	14
6 Mussellam, Georgia	10	West Coast Wind Swim Club	3:53.44	3:49.61	13
7 Nguyen, Scarlett	10	Pacific Coast Swimming	NT	3:53.75	12
8 Nayak, Reshika	10	Nanaimo Riptides Swim Team	4:10.71	4:13.69	11
9 Dagsaan, Victoria	9	Nanaimo Riptides Swim Team	4:41.59	4:16.60	9
10 Holman, Eleanor	9	Duncan Swim Team	NT	5:04.52	7

## Event 10 Girls 11-12 200 SC Meter Freestyle

Name	Age	Team	Seed Time	Finals Time	Points
1 MacGregor, Arya	12	Duncan Swim Team	2:36.14	2:38.77	20
2 Enger, Ellie	12	Crkw	2:47.99	2:43.74	17
3 Ortiz Liu, Ariana	12	Nanaimo Riptides Swim Team	3:13.44	2:53.56	16
4 Armstrong, Lilah	11	Nanaimo Riptides Swim Team	2:55.94	2:58.83	15
5 Nelson, Lua	11	Crkw	3:15.28	3:02.91	14
6 Rea-Palmer, Freya	12	Nanaimo Riptides Swim Team	3:01.67	3:05.32	13
7 Lecours, Eloise	12	Pacific Coast Swimming	2:56.43	3:05.51	12
8 Rosen, Charlotte	11	Pacific Coast Swimming	3:29.47	3:06.57	11
9 Bola, Rasna	11	Pacific Coast Swimming	3:27.68	3:19.32	9
10 Vanderwal, Sadie	11	Pacific Coast Swimming	3:23.58	3:27.65	7
11 Souza Fleischer, Sophia	11	Pacific Coast Swimming	3:55.52	3:34.69	6
12 Parrott, Georgie	11	Pacific Coast Swimming	3:41.14	3:36.89	5



## 2025 Annual Stingrays Spring Invitational - 2025-03-07 to 2025-03-09

## Results

**(Event 10 Girls 11-12 200 SC Meter Freestyle)**

Name	Age	Team	Seed Time	Finals Time	Points
13 Loree, Eleni	11	Duncan Swim Team	NT	3:49.35	4

**Event 10 Girls 13-14 200 SC Meter Freestyle**

Name	Age	Team	Seed Time	Finals Time	Points
1 Rechon-Reguet, Alexia	13	Nanaimo Riptides Swim Team	2:50.64	2:43.33	20
2 Martin, Lucy	13	Ravensong Aquatic Club	NT	3:08.57	17
3 Williamson_S6SB6SM6, Gabi	14	Duncan Swim Team	4:18.98	4:09.82	16

**Event 10 Women 15 & Over 200 SC Meter Freestyle**

Name	Age	Team	Seed Time	Finals Time	Points
1 Nammour, Sev	16	Crkw	2:18.83	2:19.30	20

**Event 10 Boys 9-10 200 SC Meter Freestyle**

Name	Age	Team	Seed Time	Finals Time	Points
1 Lukhanin, Max	10	Duncan Swim Team	2:46.07	2:51.33	20
2 Brown, Noah	10	Pacific Coast Swimming	2:55.82	2:59.75	17
3 Thrift, Robson	10	Pacific Coast Swimming	3:07.39	3:05.22	16
4 Lecours, Oban	10	Pacific Coast Swimming	3:18.25	3:21.36	15
5 Hughes, Bentley	10	Crkw	NT	3:31.27	14
6 Dunaway, Ronan	9	Duncan Swim Team	3:52.74	3:48.07	13
--- Hals, Charlie	9	Nanaimo Riptides Swim Team	NT	DNF	

**Event 10 Boys 11-12 200 SC Meter Freestyle**

Name	Age	Team	Seed Time	Finals Time	Points
1 Krestinski, Jesse	12	Crkw	2:43.37	2:44.94	20
2 Gullins, Ollie	12	Nanaimo Riptides Swim Team	NT	2:50.63	17
3 McKnight, Luka	12	Pacific Coast Swimming	2:53.54	2:59.55	16
4 Turton, Liam	12	Pacific Coast Swimming	3:13.83	3:13.24	15
5 Cho, Hudson	11	Pacific Coast Swimming	3:25.12	3:13.98	14
6 Sinotte, Hayden	11	West Coast Wind Swim Club	3:45.67	3:14.03	13
7 Lanusse, Leon	12	Pacific Coast Swimming	3:21.70	3:14.22	12
8 Olynik, Cameron	11	Nanaimo Riptides Swim Team	3:36.60	3:23.73	11
9 Renton, Bennett	11	Duncan Swim Team	4:03.45	3:33.95	9
10 Beasley, Cole	11	Pacific Coast Swimming	4:04.92	3:49.41	7

**Event 10 Boys 13-14 200 SC Meter Freestyle**


Name	Age	Team	Seed Time	Finals Time	Points
1 Lempinen, Ethan	14	Duncan Swim Team	2:43.25	2:41.99	20

**Event 10 Men 15 & Over 200 SC Meter Freestyle**

Name	Age	Team	Seed Time	Finals Time	Points
1 Joyce, Nick or Nicholas	17	Crkw	2:08.77	2:06.35	20
2 Skene, Jaxson	17	Crkw	2:26.04	2:22.55	17
3 Coatta, Oliver	15	West Coast Wind Swim Club	2:59.08	2:56.32	16

**Event 11 Girls 8 & Under 100 SC Meter Breaststroke**

Name	Age	Team	Seed Time	Finals Time	Points
1 Van Westen, Alayna	8	Pacific Coast Swimming	2:04.14	2:07.16	20



## 2025 Annual Stingrays Spring Invitational - 2025-03-07 to 2025-03-09

## Results

## Event 11 Girls 9-10 100 SC Meter Breaststroke

Name	Age	Team	Seed Time	Finals Time	Points
1 Luckey, Eloise	10	Lcsc	1:58.92	1:50.83	20
2 Barnes, Piper	10	Crkw	1:51.23	1:51.47	17
3 Nammour, Aurelia	10	Crkw	2:03.62	1:59.13	16
4 Sospedra, Ana	10	Pacific Coast Swimming	2:00.35	2:03.04	15
5 Stoner, Stella	10	Pacific Coast Swimming	2:00.81	2:06.36	14
6 Vanderputten, Ellie	10	Duncan Swim Team	2:07.03	2:15.35	13
7 Harcos, Sophie	10	Pacific Coast Swimming	NT	2:19.17	12
8 Morettie, Rose	10	Ravensong Aquatic Club	2:27.67	2:41.78	11
9 Ozcelik, Lori	9	Pacific Coast Swimming	NT	2:42.00	9
10 Campbell, Hudson	9	Nanaimo Riptides Swim Team	2:38.59	2:51.66	7

## Event 11 Girls 11-12 100 SC Meter Breaststroke


Name	Age	Team	Seed Time	Finals Time	Points
1 Girodo, Archer	12	Duncan Swim Team	1:37.93	1:34.67	20
2 Sundher, Jasnoor	12	Pacific Coast Swimming	1:38.52	1:37.25	17
3 Mussellam, Joanna	12	West Coast Wind Swim Club	1:41.69	1:40.13	16
4 Wenstob, Talis	11	Duncan Swim Team	1:39.35	1:40.78	15
5 MacGregor, Arya	12	Duncan Swim Team	1:38.74	1:41.30	14
6 Mathews, Elaine	11	Pacific Coast Swimming	1:43.92	1:42.71	13
7 Messenger, Ruby	11	Ravensong Aquatic Club	1:37.73	1:43.17	12
8 Guo, Katie	11	Nanaimo Riptides Swim Team	1:54.82	1:46.17	11
9 Hill, Tessa	11	Pacific Coast Swimming	1:49.30	1:47.35	9
10 Fairhurst, Scarlett	11	Pacific Coast Swimming	1:51.93	1:48.60	7
11 Mann, Jaya	11	Duncan Swim Team	1:51.61	1:49.60	6
12 Hames, Emma	12	Duncan Swim Team	1:49.36	1:49.67	5
13 Macalister, Liv	12	Nanaimo Riptides Swim Team	1:56.08	1:54.39	4
14 Bola, Rasna	11	Pacific Coast Swimming	1:58.85	1:58.29	3
15 MacLennan, Charlotte S	12	Whistler Sea Wolves Swim Club	1:57.04	1:58.32	2
16 Oyenuga, Imisioluwa	12	Nanaimo Riptides Swim Team	1:56.06	2:03.64	1
17 Lavigne, Rosetta	11	Crkw	NT	2:11.33	
18 Bola, Binnae	11	Pacific Coast Swimming	NT	2:21.00	

## Event 11 Girls 13-14 100 SC Meter Breaststroke

Name	Age	Team	Seed Time	Finals Time	Points
1 Nammour, Layanne	14	Crkw	1:40.86	1:40.89	20
2 Aron, Isabella	14	Duncan Swim Team	1:48.78	1:46.66	17
3 Searle, Tea	13	Lcsc	1:43.65	1:48.78	16
4 Martin, Lucy	13	Ravensong Aquatic Club	2:14.38	2:01.94	15
5 Williamson_S6SB6SM6, Gabi	14	Duncan Swim Team	2:30.81	2:33.21	14

## Event 11 Women 15 &amp; Over 100 SC Meter Breaststroke

Name	Age	Team	Seed Time	Finals Time	Points
1 Stiwich, Ryca	17	Duncan Swim Team	1:22.81	1:23.41	20
2 Vose, Ella	17	Crkw	1:22.87	1:26.34	17
3 MacLennan, Annabel L	15	Whistler Sea Wolves Swim Club	1:44.53	1:43.19	16



## 2025 Annual Stingrays Spring Invitational - 2025-03-07 to 2025-03-09

## Results

## Event 11 Boys 8 &amp; Under 100 SC Meter Breaststroke

Name	Age	Team	Seed Time	Finals Time	Points
1 Flegel, Mikael	7	Pacific Coast Swimming	2:34.69	2:49.82	20

## Event 11 Boys 9-10 100 SC Meter Breaststroke

Name	Age	Team	Seed Time	Finals Time	Points
1 Lecours, Oban	10	Pacific Coast Swimming	1:47.67	1:49.37	20
2 Hally, Noah	9	Whistler Sea Wolves Swim Club	2:08.11	2:02.00	17
3 Mikkelsen, Finn	10	West Coast Wind Swim Club	2:17.87	2:06.05	16
4 Dickson, Ellis	10	Pacific Coast Swimming	2:08.23	2:08.99	15
5 Niu, Nathan	10	Pacific Coast Swimming	2:16.77	2:19.17	14
6 Todd, Lachlan	10	Ravensong Aquatic Club	NT	2:37.90	13
--- Hodge, Huxley	10	Crkw	NT	DQ	

## Event 11 Boys 11-12 100 SC Meter Breaststroke

Name	Age	Team	Seed Time	Finals Time	Points
1 Bereznytskyi, Arsen	12	Nanaimo Riptides Swim Team	1:35.81	1:33.92	20
2 Bartlett, Lukas	11	Pacific Coast Swimming	1:57.51	1:36.42	17
3 Walker, Wiley	11	Ravensong Aquatic Club	1:35.20	1:40.90	16
4 Turton, Liam	12	Pacific Coast Swimming	1:47.23	1:47.35	15
5 Lanusse, Leon	12	Pacific Coast Swimming	2:19.77	1:58.84	14
6 le, Andrew	11	Nanaimo Riptides Swim Team	2:10.81	2:01.95	13
7 Sinotte, Hayden	11	West Coast Wind Swim Club	2:04.56	2:06.10	12
8 Chapman, Ben	11	Crkw	2:16.74	2:22.14	11
9 Knight, Matthew C	11	Whistler Sea Wolves Swim Club	2:59.62	2:23.63	9
--- Loos, Roland	11	Nanaimo Riptides Swim Team	NT	DQ	
--- Renton, Bennett	11	Duncan Swim Team	2:21.09	DQ	

## Event 11 Boys 13-14 100 SC Meter Breaststroke


Name	Age	Team	Seed Time	Finals Time	Points
1 Gong, Michael	13	Nanaimo Riptides Swim Team	1:41.72	1:34.71	20
2 Mikkelsen, Kai	13	West Coast Wind Swim Club	1:40.38	1:36.58	17
3 Harder, Aaron B	14	Whistler Sea Wolves Swim Club	1:43.01	1:41.01	16
4 Patterson, James	13	Crkw	2:15.79	2:04.33	15

## Event 11 Men 15 &amp; Over 100 SC Meter Breaststroke

Name	Age	Team	Seed Time	Finals Time	Points
1 Joyce, Kyle	17	Crkw	1:14.82	1:13.68	20
2 Tanaka, Ricky	16	Ravensong Aquatic Club	1:22.00	1:17.42	17
3 Skene, Jaxson	17	Crkw	1:22.59	1:22.64	16
4 Odonnell, Russell	15	West Coast Wind Swim Club	1:34.79	1:25.69	15
5 Kim, Johan	15	Duncan Swim Team	1:34.53	1:35.17	14

## Event 12 Girls 8 &amp; Under 50 SC Meter Freestyle

Name	Age	Team	Seed Time	Finals Time	Points
1 Van Westen, Alayna	8	Pacific Coast Swimming	42.11	47.09	20
2 Lanusse, Margaux	8	Pacific Coast Swimming	NT	51.24	17
3 Cunningham, Madeline	8	Nanaimo Riptides Swim Team	NT	55.58	16
4 Armstrong, Olivia	8	Nanaimo Riptides Swim Team	53.62	58.21	15



## 2025 Annual Stingrays Spring Invitational - 2025-03-07 to 2025-03-09

## Results

**(Event 12 Girls 8 & Under 50 SC Meter Freestyle)**


Name	Age	Team	Seed Time	Finals Time	Points
5 Thrift, Myra	8	Pacific Coast Swimming	1:00.58	1:00.79	14
6 Brooks, Amelia	8	Nanaimo Riptides Swim Team	1:07.23	1:00.92	13
7 Fairhurst, Beatrice	8	Pacific Coast Swimming	59.65	1:03.88	12

**Event 12 Girls 9-10 50 SC Meter Freestyle**

Name	Age	Team	Seed Time	Finals Time	Points
1 Zhu, Vicky	10	Pacific Coast Swimming	37.00	36.73	20
2 Davies, Syla	10	Duncan Swim Team	38.10	36.93	17
3 Luckey, Eloise	10	Lcsc	37.47	37.26	16
4 Shrimpton, Alice	10	Pacific Coast Swimming	40.17	39.79	15
5 Milne, Beatrice	10	Pacific Coast Swimming	41.46	41.51	14
6 Stoner, Stella	10	Pacific Coast Swimming	41.84	42.92	13
7 Petrusa, Nyah	9	Pacific Coast Swimming	43.40	43.49	12
8 Sospedra, Ana	10	Pacific Coast Swimming	42.26	43.65	11
9 Nammour, Aurelia	10	Crkw	48.63	45.44	9
10 Nguyen, Scarlett	10	Pacific Coast Swimming	50.09	49.29	7
11 Morettie, Rose	10	Ravensong Aquatic Club	49.09	49.39	6
12 Nayak, Reshika	10	Nanaimo Riptides Swim Team	48.09	49.51	5
13 Barnes, Piper	10	Crkw	47.55	50.60	4
14 Conway, Freya	10	Nanaimo Riptides Swim Team	57.61	50.72	3
15 Harcos, Sophie	10	Pacific Coast Swimming	51.57	51.34	2
16 Dagsaan, Victoria	9	Nanaimo Riptides Swim Team	NT	52.30	1
17 Ozcelik, Lori	9	Pacific Coast Swimming	53.52	55.12	
18 Conway, Lennon	10	Nanaimo Riptides Swim Team	1:02.86	1:04.35	
19 Holman, Eleanor	9	Duncan Swim Team	1:16.10	1:06.15	

**Event 12 Girls 11-12 50 SC Meter Freestyle**

Name	Age	Team	Seed Time	Finals Time	Points
1 Maclennan, Charlotte S	12	Whistler Sea Wolves Swim Club	34.96	33.41	20
2 Stiwich, Nella	12	Duncan Swim Team	33.27	33.77	17
3 Mokhnach, Emilie	12	Pacific Coast Swimming	34.96	33.81	16
4 MacGregor, Arya	12	Duncan Swim Team	35.23	33.87	15
5 Gao, Chloe	12	Pacific Coast Swimming	34.52	34.07	14
6 Ortiz Liu, Ariana	12	Nanaimo Riptides Swim Team	34.60	34.42	13
7 Mathews, Elaine	11	Pacific Coast Swimming	36.08	35.35	12
8 Mussellam, Joanna	12	West Coast Wind Swim Club	34.27	35.39	11
9 Cavens, Joelle	11	Pacific Coast Swimming	33.80	35.44	9
10 Oyenuga, Imisioluwa	12	Nanaimo Riptides Swim Team	38.25	36.06	7
11 Wenstob, Talis	11	Duncan Swim Team	38.29	36.09	6
12 Messenger, Ruby	11	Ravensong Aquatic Club	34.91	36.24	5
13 Rea-Palmer, Freya	12	Nanaimo Riptides Swim Team	36.79	36.28	4
14 Rosen, Charlotte	11	Pacific Coast Swimming	37.01	37.02	3
15 Brown, Sharliz M	12	Whistler Sea Wolves Swim Club	42.16	37.96	2
16 Macalister, Liv	12	Nanaimo Riptides Swim Team	38.38	38.05	1
17 Guo, Katie	11	Nanaimo Riptides Swim Team	40.67	38.19	
18 Armstrong, Lilah	11	Nanaimo Riptides Swim Team	37.79	39.17	
19 Lecours, Eloise	12	Pacific Coast Swimming	38.45	39.52	



## 2025 Annual Stingrays Spring Invitational - 2025-03-07 to 2025-03-09

## Results

**(Event 12 Girls 11-12 50 SC Meter Freestyle)**

	Name	Age	Team	Seed Time	Finals Time	Points
20	Parrott, Georgie	11	Pacific Coast Swimming	37.28	40.01	
21	Bola, Rasna	11	Pacific Coast Swimming	40.55	40.19	
22	Vanderwal, Sadie	11	Pacific Coast Swimming	42.32	40.80	
23	Souza Fleischer, Sophia	11	Pacific Coast Swimming	41.39	40.85	
24	Fairhurst, Scarlett	11	Pacific Coast Swimming	41.13	41.48	
25	Gofton, Vivian	11	Pacific Coast Swimming	47.70	42.79	
26	Hayes, Abigail	12	Nanaimo Riptides Swim Team	44.00	42.94	
27	Hill, Tessa	11	Pacific Coast Swimming	40.83	43.29	
28	Lavigne, Rosetta	11	Crkw	48.61	43.51	
29	Loree, Eleni	11	Duncan Swim Team	39.57	43.63	
30	Eide, Isla	11	Pacific Coast Swimming	43.06	45.25	
31	Ganut, Samantha	12	Pacific Coast Swimming	47.40	47.56	
32	Bola, Binnae	11	Pacific Coast Swimming	48.34	50.91	

**Event 12 Girls 13-14 50 SC Meter Freestyle**

	Name	Age	Team	Seed Time	Finals Time	Points
1	Bignell, Kate	14	Crkw	29.50	29.91	20
2	Graham, Ayla	14	Duncan Swim Team	30.39	30.88	17
3	Aron, Isabella	14	Duncan Swim Team	33.07	32.25	16
4	Nammour, Layanne	14	Crkw	33.09	33.89	15
5	Rechon-Reguet, Alexia	13	Nanaimo Riptides Swim Team	34.39	34.28	14
6	Martin, Lucy	13	Ravensong Aquatic Club	37.78	38.14	13
7	Searle, Tea	13	Lcsc	37.33	38.49	12

**Event 12 Women 15 & Over 50 SC Meter Freestyle**


	Name	Age	Team	Seed Time	Finals Time	Points
1	Nammour, Sev	16	Crkw	28.87	28.84	20
2	Vose, Ella	17	Crkw	28.59	30.03	17
3	Stiwich, Ryca	17	Duncan Swim Team	29.59	30.14	16
4	Maclennan, Annabel L	15	Whistler Sea Wolves Swim Club	38.68	38.18	15

**Event 12 Boys 8 & Under 50 SC Meter Freestyle**

	Name	Age	Team	Seed Time	Finals Time	Points
1	Flegel, Mikael	7	Pacific Coast Swimming	46.47	52.03	20
2	Hodge, Beckham	8	Crkw	56.94	55.12	17

**Event 12 Boys 9-10 50 SC Meter Freestyle**

	Name	Age	Team	Seed Time	Finals Time	Points
1	Brown, Noah	10	Pacific Coast Swimming	34.05	34.80	20
2	Mikkelsen, Finn	10	West Coast Wind Swim Club	36.66	36.67	17
3	Thrift, Robson	10	Pacific Coast Swimming	36.73	37.02	16
4	Hally, Noah	9	Whistler Sea Wolves Swim Club	45.37	39.83	15
5	Dickson, Ellis	10	Pacific Coast Swimming	39.03	40.00	14
6	Jarvie, Jack	10	West Coast Wind Swim Club	48.59	43.84	13
7	Niu, Nathan	10	Pacific Coast Swimming	46.58	44.67	12
8	Hughes, Bentley	10	Crkw	NT	45.24	11
9	Hodge, Huxley	10	Crkw	44.34	46.23	9
10	Sun, Albert	10	Pacific Coast Swimming	50.67	46.33	7



## 2025 Annual Stingrays Spring Invitational - 2025-03-07 to 2025-03-09

## Results

**(Event 12 Boys 9-10 50 SC Meter Freestyle)**

Name	Age	Team	Seed Time	Finals Time	Points
11 Todd, Lachlan	10	Ravensong Aquatic Club	53.98	50.17	6
12 Weckend, Otto	9	Pacific Coast Swimming	NT	50.62	5
13 Hals, Charlie	9	Nanaimo Riptides Swim Team	1:18.86	1:05.02	4

**Event 12 Boys 11-12 50 SC Meter Freestyle**

Name	Age	Team	Seed Time	Finals Time	Points
1 Krestinski, Jesse	12	Crkw	30.88	31.85	20
2 Bartlett, Lukas	11	Pacific Coast Swimming	37.11	32.20	17
3 Gullins, Ollie	12	Nanaimo Riptides Swim Team	33.35	33.52	16
4 McKnight, Luka	12	Pacific Coast Swimming	35.55	34.39	15
5 Zhai, Hongsen	11	Ravensong Aquatic Club	36.42	35.26	14
6 Turton, Liam	12	Pacific Coast Swimming	37.00	37.56	13
7 Sinotte, Hayden	11	West Coast Wind Swim Club	39.95	38.18	12
8 Bereznytskyi, Arsen	12	Nanaimo Riptides Swim Team	37.60	38.27	11
9 Lanusse, Leon	12	Pacific Coast Swimming	39.18	40.10	9
10 Olynik, Cameron	11	Nanaimo Riptides Swim Team	42.12	40.95	7
11 Beasley, Cole	11	Pacific Coast Swimming	43.42	43.37	6
12 le, Andrew	11	Nanaimo Riptides Swim Team	42.51	44.00	5
13 Renton, Bennett	11	Duncan Swim Team	46.48	44.12	4
14 Knight, Matthew C	11	Whistler Sea Wolves Swim Club	48.37	45.13	3
15 Loos, Roland	11	Nanaimo Riptides Swim Team	53.00	51.33	2

**Event 12 Boys 13-14 50 SC Meter Freestyle**


Name	Age	Team	Seed Time	Finals Time	Points
1 Mussellam, Gabriel	14	West Coast Wind Swim Club	28.88	28.52	20
2 Hally, Jack	13	Whistler Sea Wolves Swim Club	31.41	30.46	17
3 Harder, Aaron B	14	Whistler Sea Wolves Swim Club	33.26	30.77	16
4 Gong, Michael	13	Nanaimo Riptides Swim Team	35.75	33.07	15
5 Mikkelsen, Kai	13	West Coast Wind Swim Club	34.83	34.22	14
6 Lempinen, Ethan	14	Duncan Swim Team	34.56	34.36	13

**Event 12 Men 15 & Over 50 SC Meter Freestyle**

Name	Age	Team	Seed Time	Finals Time	Points
1 Wei, Bernard	15	Duncan Swim Team	NT	25.04	20
2 Joyce, Kyle	17	Crkw	25.61	25.86	17
3 Nardi, Spencer	17	Ravensong Aquatic Club	26.05	25.95	16
4 Skene, Jaxson	17	Crkw	28.54	28.33	15
5 Odonnell, Russell	15	West Coast Wind Swim Club	30.51	28.81	14
6 Tanaka, Ricky	16	Ravensong Aquatic Club	29.00	29.46	13
7 Coatta, Oliver	15	West Coast Wind Swim Club	33.43	32.80	12
8 Kim, Johan	15	Duncan Swim Team	33.64	33.68	11

**Event 13 Girls 9-10 200 SC Meter Breaststroke**

Name	Age	Team	Seed Time	Finals Time	Points
1 Vanderputten, Ellie	10	Duncan Swim Team	NT	3:24.62	20
2 Davies, Sylva	10	Duncan Swim Team	4:15.15	3:46.18	17
3 Mussellam, Georgia	10	West Coast Wind Swim Club	5:04.78	4:41.71	16



## 2025 Annual Stingrays Spring Invitational - 2025-03-07 to 2025-03-09

## Results

## Event 13 Girls 11-12 200 SC Meter Breaststroke

Name	Age	Team	Seed Time	Finals Time	Points
1 Lempinen, Nina	12	Duncan Swim Team	3:13.30	3:10.97	20
2 Stiwich, Nella	12	Duncan Swim Team	3:22.75	3:19.05	17
3 Sundher, Jasnoor	12	Pacific Coast Swimming	3:45.00	3:26.78	16
4 Cwiertniewicz, Agata	12	Pacific Coast Swimming	3:37.03	3:27.92	15
5 Mokhnach, Emilie	12	Pacific Coast Swimming	NT	3:29.02	14
6 Mussellam, Joanna	12	West Coast Wind Swim Club	4:13.56	3:31.28	13
7 MacGregor, Anabelle	12	Duncan Swim Team	4:05.02	3:33.76	12
8 Messenger, Ruby	11	Ravensong Aquatic Club	3:24.89	3:37.24	11
9 Gao, Chloe	12	Pacific Coast Swimming	NT	3:39.13	9
10 Fairhurst, Scarlett	11	Pacific Coast Swimming	4:10.29	3:47.49	7
11 Hames, Emma	12	Duncan Swim Team	NT	3:52.15	6
12 Hill, Tessa	11	Pacific Coast Swimming	NT	3:52.22	5
13 Navas-Perla, Naomi	11	Duncan Swim Team	4:23.78	4:06.22	4
14 Loree, Eleni	11	Duncan Swim Team	NT	4:36.58	3

## Event 13 Girls 13-14 200 SC Meter Breaststroke

Name	Age	Team	Seed Time	Finals Time	Points
1 Switzer, Quinn	14	Duncan Swim Team	3:44.85	3:45.11	20

## Event 13 Women 15 &amp; Over 200 SC Meter Breaststroke

Name	Age	Team	Seed Time	Finals Time	Points
1 Mikkelsen, Malia	16	West Coast Wind Swim Club	3:14.87	3:11.16	20

## Event 13 Boys 9-10 200 SC Meter Breaststroke

Name	Age	Team	Seed Time	Finals Time	Points
1 Lecours, Oban	10	Pacific Coast Swimming	3:48.35	3:49.60	20
2 Mikkelsen, Finn	10	West Coast Wind Swim Club	4:31.25	4:22.90	17
3 O'Gorman, Sinjin	9	Nanaimo Riptides Swim Team	NT	5:09.62	16

## Event 13 Boys 11-12 200 SC Meter Breaststroke

Name	Age	Team	Seed Time	Finals Time	Points
1 Walker, Wiley	11	Ravensong Aquatic Club	3:25.53	3:24.85	20
2 Bereznytskyi, Arsen	12	Nanaimo Riptides Swim Team	3:30.77	3:27.52	17
3 Turton, Liam	12	Pacific Coast Swimming	4:04.44	3:48.18	16
4 Sorenson, River	11	Duncan Swim Team	NT	3:57.37	15

## Event 13 Boys 13-14 200 SC Meter Breaststroke


Name	Age	Team	Seed Time	Finals Time	Points
1 Gong, Michael	13	Nanaimo Riptides Swim Team	3:33.99	3:30.28	20
2 Mikkelsen, Kai	13	West Coast Wind Swim Club	3:38.78	3:36.43	17

## Event 13 Men 15 &amp; Over 200 SC Meter Breaststroke

Name	Age	Team	Seed Time	Finals Time	Points
1 Kim, Johan	15	Duncan Swim Team	3:20.76	3:18.52	20

## Event 14 Girls 9-10 100 SC Meter Butterfly

Name	Age	Team	Seed Time	Finals Time	Points
1 Shrimpton, Alice	10	Pacific Coast Swimming	1:54.95	1:48.58	20



## 2025 Annual Stingrays Spring Invitational - 2025-03-07 to 2025-03-09

## Results

**Event 14 Girls 11-12 100 SC Meter Butterfly**

Name	Age	Team	Seed Time	Finals Time	Points
1 MacGregor, Arya	12	Duncan Swim Team	1:29.12	1:23.08	20
2 Mokhnach, Emilie	12	Pacific Coast Swimming	1:27.18	1:24.40	17
3 Gao, Chloe	12	Pacific Coast Swimming	1:24.33	1:25.69	16
4 Enger, Ellie	12	Crkw	1:37.46	1:35.71	15
5 Navas-Perla, Naomi	11	Duncan Swim Team	1:49.81	1:48.09	14
6 Mann, Jaya	11	Duncan Swim Team	2:19.48	2:10.52	13

**Event 14 Girls 13-14 100 SC Meter Butterfly**

Name	Age	Team	Seed Time	Finals Time	Points
1 Bignell, Kate	14	Crkw	1:21.17	1:16.86	20
2 Rechon-Reguet, Alexia	13	Nanaimo Riptides Swim Team	NT	1:32.69	17

**Event 14 Boys 9-10 100 SC Meter Butterfly**

Name	Age	Team	Seed Time	Finals Time	Points
1 Brown, Noah	10	Pacific Coast Swimming	1:37.04	1:35.35	20
--- Jarvie, Jack	10	West Coast Wind Swim Club	NT	DQ	

**Event 14 Boys 13-14 100 SC Meter Butterfly**

Name	Age	Team	Seed Time	Finals Time	Points
1 Patterson, James	13	Crkw	1:51.22	1:41.69	20

**Event 14 Men 15 & Over 100 SC Meter Butterfly**


Name	Age	Team	Seed Time	Finals Time	Points
1 Joyce, Nick or Nicholas	17	Crkw	1:05.26	1:05.30	20

**Event 15 Girls 8 & Under 50 SC Meter Backstroke**

Name	Age	Team	Seed Time	Finals Time	Points
1 Van Westen, Alayna	8	Pacific Coast Swimming	55.05	52.95	20
2 Lanusse, Margaux	8	Pacific Coast Swimming	NT	55.04	17
3 Hamel, Ella	8	Nanaimo Riptides Swim Team	1:00.52	56.89	16
4 Thrift, Myra	8	Pacific Coast Swimming	1:08.29	1:02.55	15
5 Fairhurst, Beatrice	8	Pacific Coast Swimming	1:11.69	1:03.08	14
6 Brooks, Amelia	8	Nanaimo Riptides Swim Team	1:16.64	1:04.38	13
7 Cappus, Ivy	8	Nanaimo Riptides Swim Team	1:13.10	1:05.67	12
8 Rutherford, Adilyn	8	Nanaimo Riptides Swim Team	1:15.30	1:09.50	11
--- Sun, Ivy	8	Pacific Coast Swimming	57.60	DQ	
--- Devine, Annabel	8	Nanaimo Riptides Swim Team	1:11.19	DQ	

**Event 15 Girls 9-10 50 SC Meter Backstroke**

Name	Age	Team	Seed Time	Finals Time	Points
1 Davies, Sylva	10	Duncan Swim Team	45.57	44.93	20
2 Petrusa, Nyah	9	Pacific Coast Swimming	55.14	48.03	17
3 Stoner, Stella	10	Pacific Coast Swimming	49.27	48.16	16
4 McKnight, Akela	9	Pacific Coast Swimming	54.66	49.62	15
5 Milne, Beatrice	10	Pacific Coast Swimming	52.75	51.05	14
6 Nayak, Reshika	10	Nanaimo Riptides Swim Team	58.67	51.59	13
7 Conway, Freya	10	Nanaimo Riptides Swim Team	1:11.97	57.29	12
8 Hachey, Harper	9	Nanaimo Riptides Swim Team	NT	58.66	11



## 2025 Annual Stingrays Spring Invitational - 2025-03-07 to 2025-03-09

## Results

**(Event 15 Girls 9-10 50 SC Meter Backstroke)**

Name	Age	Team	Seed Time	Finals Time	Points
9 Nguyen, Scarlett	10	Pacific Coast Swimming	53.99	1:02.40	9
10 Holman, Eleanor	9	Duncan Swim Team	1:03.14	1:02.52	7
11 Morettie, Rose	10	Ravensong Aquatic Club	1:05.33	1:04.67	6
12 Qian, Chloe	9	Pacific Coast Swimming	NT	1:05.25	5
13 Plavetic, Adriana	9	Nanaimo Riptides Swim Team	1:19.49	1:13.24	4
--- Ward, Willa	9	Nanaimo Riptides Swim Team	NT	DQ	
--- Gilecki, Paige	9	Ravensong Aquatic Club	1:12.30	DQ	
--- Hughes, Penny	10	Pacific Coast Swimming	57.17	DQ	

**Event 15 Girls 11-12 50 SC Meter Backstroke**


Name	Age	Team	Seed Time	Finals Time	Points
1 Lempinen, Nina	12	Duncan Swim Team	39.00	37.32	20
2 Sundher, Jasnoor	12	Pacific Coast Swimming	40.10	40.17	17
3 Ortiz Liu, Ariana	12	Nanaimo Riptides Swim Team	42.53	41.63	16
4 Enger, Ellie	12	Crkw	38.93	41.82	15
5 Macalister, Liv	12	Nanaimo Riptides Swim Team	44.87	42.42	14
6 Messenger, Ruby	11	Ravensong Aquatic Club	39.98	42.52	13
7 Parrott, Georgie	11	Pacific Coast Swimming	49.33	43.02	12
8 Rea-Palmer, Freya	12	Nanaimo Riptides Swim Team	44.74	43.89	11
9 Oyenuga, Imisioluwa	12	Nanaimo Riptides Swim Team	49.16	45.63	9
10 Fairhurst, Scarlett	11	Pacific Coast Swimming	48.85	45.90	7
11 Guo, Katie	11	Nanaimo Riptides Swim Team	49.37	46.45	6
12 Souza Fleischer, Sophia	11	Pacific Coast Swimming	49.46	46.71	5
13 Hames, Emma	12	Duncan Swim Team	1:27.26	48.39	4
14 Eide, Isla	11	Pacific Coast Swimming	57.16	48.62	3
15 Hill, Tessa	11	Pacific Coast Swimming	54.02	49.57	2
16 Vanderwal, Sadie	11	Pacific Coast Swimming	51.75	50.16	1
17 Loree, Eleni	11	Duncan Swim Team	NT	51.15	
18 Ganut, Samantha	12	Pacific Coast Swimming	52.77	51.78	
19 Biggs, Georgia	11	Pacific Coast Swimming	58.07	58.00	
20 Gofton, Vivian	11	Pacific Coast Swimming	1:10.19	58.52	
21 Carroll, Elyse	12	Pacific Coast Swimming	58.86	1:00.21	
--- Mathews, Elaine	11	Pacific Coast Swimming	42.93	DQ	
--- Remillard, Heidi	11	Pacific Coast Swimming	53.79	DQ	

**Event 15 Girls 13-14 50 SC Meter Backstroke**

Name	Age	Team	Seed Time	Finals Time	Points
1 Bignell, Kate	14	Crkw	33.98	33.49	20
2 Graham, Ayla	14	Duncan Swim Team	38.46	38.53	17
3 Switzer, Quinn	14	Duncan Swim Team	43.77	41.90	16
4 Williamson_S6SB6SM6, Gabi	14	Duncan Swim Team	1:00.79	1:00.16	15

**Event 15 Women 15 & Over 50 SC Meter Backstroke**

Name	Age	Team	Seed Time	Finals Time	Points
1 Mikkelsen, Malia	16	West Coast Wind Swim Club	37.08	37.77	20



## 2025 Annual Stingrays Spring Invitational - 2025-03-07 to 2025-03-09

## Results

## Event 15 Boys 8 &amp; Under 50 SC Meter Backstroke

Name	Age	Team	Seed Time	Finals Time	Points
1 Plehanov, Robert	8	Nanaimo Riptides Swim Team	NT	1:03.44	20
2 Hodge, Beckham	8	Crkw	1:10.10	1:04.27	17

## Event 15 Boys 9-10 50 SC Meter Backstroke

Name	Age	Team	Seed Time	Finals Time	Points
1 Thrift, Robson	10	Pacific Coast Swimming	43.49	41.72	20
2 Mikkelsen, Finn	10	West Coast Wind Swim Club	46.37	46.18	17
*3 Hodge, Huxley	10	Crkw	52.85	47.74	15.50
*3 Dunaway, Ronan	9	Duncan Swim Team	49.53	47.74	15.50
5 Niu, Nathan	10	Pacific Coast Swimming	51.92	49.01	14
6 Lecours, Oban	10	Pacific Coast Swimming	51.07	49.17	13
7 Jarvie, Jack	10	West Coast Wind Swim Club	50.04	49.92	12
8 Johnstone, Alexander	10	Pacific Coast Swimming	55.36	51.92	11
9 Hargrave, Will	9	Crkw	1:04.22	55.60	9
10 Weckend, Otto	9	Pacific Coast Swimming	NT	58.22	7
11 O'Gorman, Sinjin	9	Nanaimo Riptides Swim Team	1:07.89	1:02.21	6
12 Hals, Charlie	9	Nanaimo Riptides Swim Team	1:18.56	1:05.67	5
13 Carlson, Eli	10	Crkw	1:05.03	1:12.34	4
--- Sun, Albert	10	Pacific Coast Swimming	53.61	DQ	

## Event 15 Boys 11-12 50 SC Meter Backstroke


Name	Age	Team	Seed Time	Finals Time	Points
1 Bartlett, Lukas	11	Pacific Coast Swimming	49.37	41.26	20
2 McKnight, Luka	12	Pacific Coast Swimming	41.70	41.84	17
3 Leong, Willard	11	Pacific Coast Swimming	43.67	43.06	16
4 Berezhnytskyi, Arsen	12	Nanaimo Riptides Swim Team	47.14	44.93	15
5 Cho, Hudson	11	Pacific Coast Swimming	48.93	45.87	14
6 Zhai, Hongsen	11	Ravensong Aquatic Club	49.45	46.35	13
7 Olynik, Cameron	11	Nanaimo Riptides Swim Team	49.99	46.61	12
8 Lanusse, Leon	12	Pacific Coast Swimming	56.21	48.39	11
9 le, Andrew	11	Nanaimo Riptides Swim Team	53.71	49.71	9
10 Chapman, Ben	11	Crkw	51.23	49.84	7
11 Gilecki, Emmett	11	Ravensong Aquatic Club	53.97	49.86	6
12 Beasley, Cole	11	Pacific Coast Swimming	49.10	50.02	5
13 Renton, Bennett	11	Duncan Swim Team	1:13.35	55.82	4
14 Deng, Roger	11	Pacific Coast Swimming	NT	1:00.25	3

## Event 15 Boys 13-14 50 SC Meter Backstroke

Name	Age	Team	Seed Time	Finals Time	Points
1 Mussellam, Gabriel	14	West Coast Wind Swim Club	35.67	35.32	20
2 Mikkelsen, Kai	13	West Coast Wind Swim Club	39.20	39.48	17
3 Patterson, James	13	Crkw	48.96	45.84	16

## Event 15 Men 15 &amp; Over 50 SC Meter Backstroke

Name	Age	Team	Seed Time	Finals Time	Points
1 Nardi, Spencer	17	Ravensong Aquatic Club	30.81	31.41	20
2 Odonnell, Russell	15	West Coast Wind Swim Club	37.54	34.00	17



## 2025 Annual Stingrays Spring Invitational - 2025-03-07 to 2025-03-09

## Results

## Event 16 Girls 9-10 200 SC Meter Backstroke

Name	Age	Team	Seed Time	Finals Time	Points
1 Zhu, Vicky	10	Pacific Coast Swimming	NT	3:10.65	20
--- Vanderputten, Ellie	10	Duncan Swim Team	4:00.40	DQ	

## Event 16 Girls 11-12 200 SC Meter Backstroke

Name	Age	Team	Seed Time	Finals Time	Points
1 Sundher, Jasnoor	12	Pacific Coast Swimming	3:00.07	3:01.29	20
2 Stiwich, Nella	12	Duncan Swim Team	3:17.05	3:06.95	17
3 Gao, Chloe	12	Pacific Coast Swimming	NT	3:08.37	16
4 Girodo, Archer	12	Duncan Swim Team	3:18.16	3:14.28	15
5 Lecours, Eloise	12	Pacific Coast Swimming	3:33.44	3:26.99	14
6 MacGregor, Anabelle	12	Duncan Swim Team	NT	3:35.83	13

## Event 16 Girls 13-14 200 SC Meter Backstroke

Name	Age	Team	Seed Time	Finals Time	Points
1 Aron, Isabella	14	Duncan Swim Team	3:00.39	2:54.41	20
2 Armstrong, Aaliyah	14	Nanaimo Riptides Swim Team	3:08.58	3:09.01	17
3 Rechon-Reguet, Alexia	13	Nanaimo Riptides Swim Team	3:33.79	3:09.12	16
4 Switzer, Quinn	14	Duncan Swim Team	NT	3:22.89	15

## Event 16 Boys 9-10 200 SC Meter Backstroke

Name	Age	Team	Seed Time	Finals Time	Points
1 Mikkelsen, Finn	10	West Coast Wind Swim Club	3:51.46	3:33.55	20

## Event 16 Boys 11-12 200 SC Meter Backstroke

Name	Age	Team	Seed Time	Finals Time	Points
1 Gullins, Ollie	12	Nanaimo Riptides Swim Team	NT	3:04.77	20
2 Sorenson, River	11	Duncan Swim Team	3:59.44	3:14.29	17

## Event 16 Boys 13-14 200 SC Meter Backstroke


Name	Age	Team	Seed Time	Finals Time	Points
1 Lempinen, Ethan	14	Duncan Swim Team	3:18.54	3:12.94	20

## Event 16 Men 15 &amp; Over 200 SC Meter Backstroke

Name	Age	Team	Seed Time	Finals Time	Points
1 Kim, Johan	15	Duncan Swim Team	3:12.38	3:04.08	20

## Event 17 Mixed 9-10 200 SC Meter Medley Relay

Team	Relay	Seed Time	Finals Time	Points
1 Pacific Coast Swimming	A	2:55.60	2:54.32	40
1) Stoner, Stella W10	2) Brown, Noah M10	3) Thrift, Robson M10	4) Shrimpton, Alice W10	
2 Pacific Coast Swimming	B	3:10.35	3:16.30	34
1) Milne, Beatrice W10	2) Lecours, Oban M10	3) Sospedra, Ana W10	4) Johnstone, Alexander M10	
3 Nanaimo Riptides Swim Team	A	4:38.82	4:10.06	32
1) Hachey, Harper W9	2) Plehanov, Robert M8	3) Hals, Charlie M9	4) Hamel, Ella W8	
--- Duncan Swim Team	A	3:08.75	DQ	
1) Dunaway, Ronan M9	2) Davies, Syla W10	3) Holman, Eleanor W9	4) Vanderputten, Ellie W10	



## 2025 Annual Stingrays Spring Invitational - 2025-03-07 to 2025-03-09

## Results

## Event 17 Mixed 11-12 200 SC Meter Medley Relay

Team	Relay	Seed Time	Finals Time	Points
1 Pacific Coast Swimming	A	2:36.47	2:43.91	40
1) McKnight, Luka M12	2) Cwierniewicz, Agata W12	3) Gao, Chloe W12	4) Turton, Liam M12	
2 Nanaimo Riptides Swim Team	B	2:52.28	2:46.27	34
1) Macalister, Liv W12	2) Rechon-Reguet, Alexia W13	3) Gullins, Ollie M12	4) Gong, Michael M13	
3 Nanaimo Riptides Swim Team	A	2:39.63	2:47.77	32
1) Olynik, Cameron M11	2) Bereznytskyi, Arsen M12	3) Rea-Palmer, Freya W12	4) Ortiz Liu, Ariana W12	
4 Duncan Swim Team	A	2:40.35	2:48.02	30
1) Loree, Eleni W11	2) MacGregor, Arya W12	3) Sorenson, River M11	4) Lempinen, Nina W12	
5 Duncan Swim Team	B	2:51.35	3:01.71	28
1) Navas-Perla, Naomi W11	2) Girodo, Archer W12	3) Stiwich, Nella W12	4) Williamson_S6SB6SM6, Gabi W14	
6 Duncan Swim Team	C	3:20.34	3:03.25	26
1) MacGregor, Anabelle W12	2) Mann, Jaya W11	3) Hames, Emma W12	4) Renton, Bennett M11	
7 Ravensong Aquatic Club	B	3:41.56	3:07.47	24
1) Zhai, Hongsen M11	2) Morettie, Rose W10	3) Nardi, Spencer M17	4) Todd, Lachlan M10	
8 West Coast Wind Swim Club	A	3:21.59	3:10.95	22
1) Mikkelsen, Finn M10	2) Mussellam, Georgia W10	3) Mussellam, Joanna W12	4) Jarvie, Jack M10	
9 Ravensong Aquatic Club	A	3:28.57	3:18.68	18
1) Gilecki, Emmett M11	2) Walker, Wiley M11	3) Messenger, Ruby W11	4) Gilecki, Paige W9	
--- Pacific Coast Swimming	B	2:45.78	DQ	
1) Mathews, Elaine W11	2) Bartlett, Lukas M11	3) Mokhnach, Emilie W12	4) Cho, Hudson M11	

## Event 17 Mixed 13-14 200 SC Meter Medley Relay

Team	Relay	Seed Time	Finals Time	Points
1 Duncan Swim Team	A	2:39.00	2:42.50	40
1) Aron, Isabella W14	2) Switzer, Quinn W14	3) Lempinen, Ethan M14	4) Graham, Ayla W14	

## Event 17 Mixed 15 &amp; Over 200 SC Meter Medley Relay


Team	Relay	Seed Time	Finals Time	Points
1 West Coast Wind Swim Club	A	2:29.00	2:22.25	40
1) Mikkelsen, Kai M13	2) Mikkelsen, Malia W16	3) Mussellam, Gabriel M14	4) Odonnell, Russell M15	

## Event 18 Girls 8 &amp; Under 100 SC Meter Freestyle

Name	Age	Team	Seed Time	Finals Time	Points
1 Van Westen, Alayna	8	Pacific Coast Swimming	1:38.49	1:40.51	20
2 Sun, Ivy	8	Pacific Coast Swimming	1:55.81	1:51.85	17
3 Lanusse, Margaux	8	Pacific Coast Swimming	NT	1:53.28	16
4 Hamel, Ella	8	Nanaimo Riptides Swim Team	2:08.18	1:55.02	15
5 Cappus, Ivy	8	Nanaimo Riptides Swim Team	2:09.11	1:57.58	14
6 Thrift, Myra	8	Pacific Coast Swimming	2:17.24	2:15.50	13
7 Fairhurst, Beatrice	8	Pacific Coast Swimming	2:22.60	2:17.57	12
8 Brooks, Amelia	8	Nanaimo Riptides Swim Team	2:25.70	2:19.69	11
--- Devine, Annabel	8	Nanaimo Riptides Swim Team	2:18.46	DQ	

## Event 18 Girls 9-10 100 SC Meter Freestyle

Name	Age	Team	Seed Time	Finals Time	Points
1 Shrimpton, Alice	10	Pacific Coast Swimming	1:29.60	1:27.87	20
2 Milne, Beatrice	10	Pacific Coast Swimming	1:32.07	1:31.58	17
3 Stoner, Stella	10	Pacific Coast Swimming	1:36.21	1:34.32	16



**2025 Annual Stingrays Spring Invitational - 2025-03-07 to 2025-03-09****Results****(Event 18 Girls 9-10 100 SC Meter Freestyle)**


	<b>Name</b>	<b>Age</b>	<b>Team</b>	<b>Seed Time</b>	<b>Finals Time</b>	<b>Points</b>
4	Mussellam, Georgia	10	West Coast Wind Swim Club	1:36.72	1:37.03	15
5	Sospedra, Ana	10	Pacific Coast Swimming	1:35.23	1:37.67	14
6	Petrusa, Nyah	9	Pacific Coast Swimming	1:37.54	1:39.16	13
7	Vanderputten, Ellie	10	Duncan Swim Team	1:37.99	1:43.39	12
8	McKnight, Akela	9	Pacific Coast Swimming	2:00.48	1:46.40	11
9	Nayak, Reshika	10	Nanaimo Riptides Swim Team	2:04.71	1:47.80	9
10	Nguyen, Scarlett	10	Pacific Coast Swimming	1:55.72	1:51.35	7
11	Hughes, Penny	10	Pacific Coast Swimming	1:44.20	1:54.67	6
12	Ward, Willa	9	Nanaimo Riptides Swim Team	2:08.79	1:59.71	5
13	Hachey, Harper	9	Nanaimo Riptides Swim Team	NT	2:05.70	4
14	Morettie, Rose	10	Ravensong Aquatic Club	2:03.39	2:07.18	3
15	Conway, Freya	10	Nanaimo Riptides Swim Team	NT	2:11.83	2
16	Conway, Lennon	10	Nanaimo Riptides Swim Team	NT	2:25.61	1
17	Holman, Eleanor	9	Duncan Swim Team	2:16.72	2:32.51	
---	Plavetic, Adriana	9	Nanaimo Riptides Swim Team	2:30.96	DQ	

**Event 18 Girls 11-12 100 SC Meter Freestyle**

	<b>Name</b>	<b>Age</b>	<b>Team</b>	<b>Seed Time</b>	<b>Finals Time</b>	<b>Points</b>
1	MacGregor, Arya	12	Duncan Swim Team	1:11.88	1:12.58	20
2	Mokhnach, Emilie	12	Pacific Coast Swimming	1:15.68	1:14.37	17
3	Ortiz Liu, Ariana	12	Nanaimo Riptides Swim Team	1:20.29	1:16.75	16
4	Mussellam, Joanna	12	West Coast Wind Swim Club	1:18.00	1:16.93	15
5	Sundher, Jasnoor	12	Pacific Coast Swimming	1:19.74	1:18.66	14
6	Mathews, Elaine	11	Pacific Coast Swimming	1:19.93	1:19.40	13
7	Macalister, Liv	12	Nanaimo Riptides Swim Team	1:32.80	1:23.36	12
8	Rea-Palmer, Freya	12	Nanaimo Riptides Swim Team	1:25.68	1:23.47	11
9	Lecours, Eloise	12	Pacific Coast Swimming	1:25.22	1:25.66	9
10	Guo, Katie	11	Nanaimo Riptides Swim Team	1:35.19	1:26.46	7
11	Hames, Emma	12	Duncan Swim Team	1:36.98	1:26.51	6
12	Oyenuga, Imisioluwa	12	Nanaimo Riptides Swim Team	1:37.83	1:27.70	5
13	Navas-Perla, Naomi	11	Duncan Swim Team	1:39.24	1:32.53	4
14	Fairhurst, Scarlett	11	Pacific Coast Swimming	1:35.07	1:32.93	3
15	Souza Fleischer, Sophia	11	Pacific Coast Swimming	1:40.31	1:34.38	2
16	Vanderwal, Sadie	11	Pacific Coast Swimming	1:34.63	1:36.02	1
17	Parrott, Georgie	11	Pacific Coast Swimming	1:37.38	1:37.13	
18	Eide, Isla	11	Pacific Coast Swimming	1:56.99	1:43.25	
19	Remillard, Heidi	11	Pacific Coast Swimming	1:44.59	1:45.43	
20	Ganut, Samantha	12	Pacific Coast Swimming	1:56.33	1:45.92	
21	Gofton, Vivian	11	Pacific Coast Swimming	1:52.15	1:46.23	
22	Loree, Eleni	11	Duncan Swim Team	1:47.65	1:46.29	
23	Biggs, Georgia	11	Pacific Coast Swimming	1:48.59	1:49.83	
24	Carroll, Elyse	12	Pacific Coast Swimming	2:09.33	1:56.11	

**Event 18 Girls 13-14 100 SC Meter Freestyle**

	<b>Name</b>	<b>Age</b>	<b>Team</b>	<b>Seed Time</b>	<b>Finals Time</b>	<b>Points</b>
1	Bignell, Kate	14	Crkw	1:05.27	1:04.17	20
2	Aron, Isabella	14	Duncan Swim Team	1:14.30	1:15.14	17



## 2025 Annual Stingrays Spring Invitational - 2025-03-07 to 2025-03-09

## Results

**(Event 18 Girls 13-14 100 SC Meter Freestyle)**

Name	Age	Team	Seed Time	Finals Time	Points
3 Switzer, Quinn	14	Duncan Swim Team	1:20.96	1:18.53	16
4 Williamson_S6SB6SM6, Gabi	14	Duncan Swim Team	1:52.37	1:58.98	15

**Event 18 Women 15 & Over 100 SC Meter Freestyle**

Name	Age	Team	Seed Time	Finals Time	Points
1 Mikkelsen, Malia	16	West Coast Wind Swim Club	1:15.35	1:14.82	20

**Event 18 Boys 8 & Under 100 SC Meter Freestyle**

Name	Age	Team	Seed Time	Finals Time	Points
1 Hodge, Beckham	8	Crkw	NT	2:18.05	20
--- Plehanov, Robert	8	Nanaimo Riptides Swim Team	NT	DQ	

**Event 18 Boys 9-10 100 SC Meter Freestyle**


Name	Age	Team	Seed Time	Finals Time	Points
1 Brown, Noah	10	Pacific Coast Swimming	1:18.91	1:19.22	20
2 Mikkelsen, Finn	10	West Coast Wind Swim Club	1:26.55	1:22.69	17
3 Thrift, Robson	10	Pacific Coast Swimming	1:25.66	1:25.55	16
4 Hodge, Huxley	10	Crkw	1:57.11	1:35.42	15
5 Dunaway, Ronan	9	Duncan Swim Team	1:45.18	1:37.85	14
6 Niu, Nathan	10	Pacific Coast Swimming	1:46.04	1:39.69	13
7 Sun, Albert	10	Pacific Coast Swimming	1:50.50	1:49.86	12
8 Johnstone, Alexander	10	Pacific Coast Swimming	1:54.94	1:50.09	11
9 Hargrave, Will	9	Crkw	NT	1:53.01	9
10 Weckend, Otto	9	Pacific Coast Swimming	NT	1:55.12	7
11 Carlson, Eli	10	Crkw	NT	1:55.82	6
12 O'Gorman, Sinjin	9	Nanaimo Riptides Swim Team	2:37.52	2:14.80	5

**Event 18 Boys 11-12 100 SC Meter Freestyle**

Name	Age	Team	Seed Time	Finals Time	Points
1 Gullins, Ollie	12	Nanaimo Riptides Swim Team	1:15.44	1:13.96	20
2 Bartlett, Lukas	11	Pacific Coast Swimming	1:40.29	1:17.12	17
3 McKnight, Luka	12	Pacific Coast Swimming	1:17.75	1:19.95	16
4 Zhai, Hongsen	11	Ravensong Aquatic Club	1:20.07	1:21.00	15
5 Turton, Liam	12	Pacific Coast Swimming	1:28.95	1:26.86	14
6 Leong, Willard	11	Pacific Coast Swimming	1:28.76	1:27.35	13
7 Cho, Hudson	11	Pacific Coast Swimming	1:30.61	1:27.89	12
8 Lanusse, Leon	12	Pacific Coast Swimming	1:30.23	1:28.31	11
9 Olynik, Cameron	11	Nanaimo Riptides Swim Team	1:37.16	1:33.90	9
10 Gilecki, Emmett	11	Ravensong Aquatic Club	1:43.63	1:34.61	7
11 Renton, Bennett	11	Duncan Swim Team	1:48.07	1:37.74	6
12 Chapman, Ben	11	Crkw	1:39.84	1:41.03	5
13 le, Andrew	11	Nanaimo Riptides Swim Team	NT	1:42.43	4
14 Beasley, Cole	11	Pacific Coast Swimming	1:46.55	1:45.84	3
15 Deng, Roger	11	Pacific Coast Swimming	NT	1:56.06	2

**Event 18 Boys 13-14 100 SC Meter Freestyle**

Name	Age	Team	Seed Time	Finals Time	Points
1 Mussellam, Gabriel	14	West Coast Wind Swim Club	1:06.60	1:05.67	20



## 2025 Annual Stingrays Spring Invitational - 2025-03-07 to 2025-03-09

## Results

**(Event 18 Boys 13-14 100 SC Meter Freestyle)**

Name	Age	Team	Seed Time	Finals Time	Points
2 Lempinen, Ethan	14	Duncan Swim Team	1:16.05	1:14.65	17
3 Mikkelsen, Kai	13	West Coast Wind Swim Club	1:16.69	1:15.51	16
4 Patterson, James	13	Crkw	1:30.87	1:24.79	15

**Event 18 Men 15 & Over 100 SC Meter Freestyle**

Name	Age	Team	Seed Time	Finals Time	Points
1 Joyce, Nick or Nicholas	17	Crkw	58.64	57.98	20
2 Kim, Johan	15	Duncan Swim Team	1:13.45	1:12.27	17

**Event 19 Girls 8 & Under 50 SC Meter Breaststroke**


Name	Age	Team	Seed Time	Finals Time	Points
1 Van Westen, Alayna	8	Pacific Coast Swimming	56.40	55.89	20
2 Hamel, Ella	8	Nanaimo Riptides Swim Team	1:03.65	1:01.04	17
3 Sun, Ivy	8	Pacific Coast Swimming	1:06.92	1:09.06	16
4 Lanusse, Margaux	8	Pacific Coast Swimming	NT	1:11.36	15
5 Cappus, Ivy	8	Nanaimo Riptides Swim Team	1:25.22	1:19.13	14
6 Brooks, Amelia	8	Nanaimo Riptides Swim Team	1:21.96	1:24.68	13
7 Thrift, Myra	8	Pacific Coast Swimming	NT	1:26.68	12
8 Rutherford, Adilyn	8	Nanaimo Riptides Swim Team	1:25.15	1:27.50	11
--- Fairhurst, Beatrice	8	Pacific Coast Swimming	1:21.20	DQ	

**Event 19 Girls 9-10 50 SC Meter Breaststroke**

Name	Age	Team	Seed Time	Finals Time	Points
1 Zhu, Vicky	10	Pacific Coast Swimming	47.87	48.25	20
2 Sospedra, Ana	10	Pacific Coast Swimming	57.80	54.41	17
3 Stoner, Stella	10	Pacific Coast Swimming	54.19	54.92	16
4 Shrimpton, Alice	10	Pacific Coast Swimming	1:02.40	55.43	15
5 Nguyen, Scarlett	10	Pacific Coast Swimming	NT	1:00.92	14
6 Mussellam, Georgia	10	West Coast Wind Swim Club	58.06	1:00.98	13
7 Nayak, Reshika	10	Nanaimo Riptides Swim Team	1:04.02	1:01.56	12
8 McKnight, Akela	9	Pacific Coast Swimming	1:07.21	1:03.65	11
9 Petrusa, Nyah	9	Pacific Coast Swimming	1:04.66	1:03.99	9
10 Ward, Willa	9	Nanaimo Riptides Swim Team	1:10.27	1:05.75	7
11 Morettie, Rose	10	Ravensong Aquatic Club	1:07.05	1:06.25	6
12 Qian, Chloe	9	Pacific Coast Swimming	NT	1:14.22	5
13 Gilecki, Paige	9	Ravensong Aquatic Club	1:17.08	1:23.21	4
--- Conway, Lennon	10	Nanaimo Riptides Swim Team	1:24.92	DQ	

**Event 19 Girls 11-12 50 SC Meter Breaststroke**

Name	Age	Team	Seed Time	Finals Time	Points
1 Girodo, Archer	12	Duncan Swim Team	43.86	40.77	20
2 Lempinen, Nina	12	Duncan Swim Team	43.34	41.94	17
3 Hill, Tessa	11	Pacific Coast Swimming	49.77	47.34	16
4 Guo, Katie	11	Nanaimo Riptides Swim Team	51.20	48.58	15
5 Fairhurst, Scarlett	11	Pacific Coast Swimming	52.82	50.45	14
6 Mann, Jaya	11	Duncan Swim Team	50.97	50.99	13
7 Oyenuga, Imisioluwa	12	Nanaimo Riptides Swim Team	57.14	51.57	12
8 Vanderwal, Sadie	11	Pacific Coast Swimming	57.58	52.76	11



## 2025 Annual Stingrays Spring Invitational - 2025-03-07 to 2025-03-09

## Results

**(Event 19 Girls 11-12 50 SC Meter Breaststroke)**

Name	Age	Team	Seed Time	Finals Time	Points
9 Parrott, Georgie	11	Pacific Coast Swimming	58.80	1:00.51	9
10 Ganut, Samantha	12	Pacific Coast Swimming	NT	1:01.56	7
11 Gofton, Vivian	11	Pacific Coast Swimming	1:10.42	1:07.66	6
--- Remillard, Heidi	11	Pacific Coast Swimming	58.49	DQ	
--- Carroll, Elyse	12	Pacific Coast Swimming	NT	DQ	

**Event 19 Girls 13-14 50 SC Meter Breaststroke**

Name	Age	Team	Seed Time	Finals Time	Points
1 Graham, Ayla	14	Duncan Swim Team	44.59	45.22	20

**Event 19 Boys 8 & Under 50 SC Meter Breaststroke**

Name	Age	Team	Seed Time	Finals Time	Points
--- Hodge, Beckham	8	Crkw	1:13.85	DQ	

**Event 19 Boys 9-10 50 SC Meter Breaststroke**


Name	Age	Team	Seed Time	Finals Time	Points
1 Lecours, Oban	10	Pacific Coast Swimming	51.23	51.71	20
2 Niu, Nathan	10	Pacific Coast Swimming	1:06.31	1:03.21	17
3 Jarvie, Jack	10	West Coast Wind Swim Club	NT	1:06.39	16
4 Sun, Albert	10	Pacific Coast Swimming	1:07.07	1:09.85	15
5 Carlson, Eli	10	Crkw	1:15.35	1:11.71	14
6 Hargrave, Will	9	Crkw	1:39.13	1:14.19	13
7 Johnstone, Alexander	10	Pacific Coast Swimming	NT	1:17.84	12
--- Hals, Charlie	9	Nanaimo Riptides Swim Team	NT	DQ	
--- Weckend, Otto	9	Pacific Coast Swimming	NT	DQ	
--- Hodge, Huxley	10	Crkw	56.27	DQ	

**Event 19 Boys 11-12 50 SC Meter Breaststroke**

Name	Age	Team	Seed Time	Finals Time	Points
1 Walker, Wiley	11	Ravensong Aquatic Club	44.30	42.74	20
2 Bereznytskyi, Arsen	12	Nanaimo Riptides Swim Team	42.47	42.83	17
3 Bartlett, Lukas	11	Pacific Coast Swimming	48.66	44.43	16
4 McKnight, Luka	12	Pacific Coast Swimming	47.71	45.40	15
5 Turton, Liam	12	Pacific Coast Swimming	49.97	49.26	14
6 Leong, Willard	11	Pacific Coast Swimming	54.54	52.16	13
7 Zhai, Hongsen	11	Ravensong Aquatic Club	53.18	54.23	12
8 Lanusse, Leon	12	Pacific Coast Swimming	NT	54.57	11
9 Cho, Hudson	11	Pacific Coast Swimming	1:13.71	56.79	9
10 Beasley, Cole	11	Pacific Coast Swimming	NT	1:02.05	7
11 Renton, Bennett	11	Duncan Swim Team	1:10.10	1:04.95	6
12 Deng, Roger	11	Pacific Coast Swimming	NT	1:11.69	5
--- Gilecki, Emmett	11	Ravensong Aquatic Club	1:04.59	DQ	

**Event 19 Boys 13-14 50 SC Meter Breaststroke**

Name	Age	Team	Seed Time	Finals Time	Points
1 Mussellam, Gabriel	14	West Coast Wind Swim Club	41.45	40.12	20
2 Gong, Michael	13	Nanaimo Riptides Swim Team	46.62	46.48	17



## 2025 Annual Stingrays Spring Invitational - 2025-03-07 to 2025-03-09

## Results

## Event 19 Men 15 &amp; Over 50 SC Meter Breaststroke

Name	Age	Team	Seed Time	Finals Time	Points
1 Odonnell, Russell	15	West Coast Wind Swim Club	40.30	36.91	20

## Event 20 Girls 8 &amp; Under 100 SC Meter IM


Name	Age	Team	Seed Time	Finals Time	Points
1 Van Westen, Alayna	8	Pacific Coast Swimming	2:00.08	2:03.38	20
2 Rutherford, Adilyn	8	Nanaimo Riptides Swim Team	2:42.40	2:46.78	17
--- Fairhurst, Beatrice	8	Pacific Coast Swimming	NT	DQ	
--- Sun, Ivy	8	Pacific Coast Swimming	NT	DQ	
--- Devine, Annabel	8	Nanaimo Riptides Swim Team	3:08.28	DQ	
--- Hamel, Ella	8	Nanaimo Riptides Swim Team	2:19.10	DQ	

## Event 20 Girls 9-10 100 SC Meter IM

Name	Age	Team	Seed Time	Finals Time	Points
1 Milne, Beatrice	10	Pacific Coast Swimming	1:57.66	1:45.62	20
2 Sospedra, Ana	10	Pacific Coast Swimming	NT	1:49.66	17
3 Petrusa, Nyah	9	Pacific Coast Swimming	1:54.99	1:51.74	16
4 McKnight, Akela	9	Pacific Coast Swimming	NT	1:58.81	15
5 Morettie, Rose	10	Ravensong Aquatic Club	2:32.63	2:15.23	14
6 Holman, Eleanor	9	Duncan Swim Team	NT	2:32.11	13
--- Conway, Lennon	10	Nanaimo Riptides Swim Team	NT	DQ	
--- Hughes, Penny	10	Pacific Coast Swimming	NT	DQ	
--- Ward, Willa	9	Nanaimo Riptides Swim Team	2:31.79	DQ	
--- Plavetic, Adriana	9	Nanaimo Riptides Swim Team	2:58.39	DQ	
--- Conway, Freya	10	Nanaimo Riptides Swim Team	NT	DQ	

## Event 20 Girls 11-12 100 SC Meter IM

Name	Age	Team	Seed Time	Finals Time	Points
1 Lempinen, Nina	12	Duncan Swim Team	1:34.40	1:18.96	20
2 Stiwich, Nella	12	Duncan Swim Team	1:42.14	1:24.40	17
3 Girodo, Archer	12	Duncan Swim Team	1:32.29	1:27.46	16
4 Mathews, Elaine	11	Pacific Coast Swimming	NT	1:30.84	15
5 Ortiz Liu, Ariana	12	Nanaimo Riptides Swim Team	1:31.91	1:31.49	14
6 Mussellam, Joanna	12	West Coast Wind Swim Club	1:36.95	1:31.88	13
7 Enger, Ellie	12	Crkw	1:30.35	1:32.77	12
8 MacGregor, Anabelle	12	Duncan Swim Team	1:38.72	1:34.65	11
9 Rea-Palmer, Freya	12	Nanaimo Riptides Swim Team	1:36.90	1:37.68	9
10 Macalister, Liv	12	Nanaimo Riptides Swim Team	1:48.44	1:40.02	7
11 Parrott, Georgie	11	Pacific Coast Swimming	2:09.92	1:48.00	6
12 Lecours, Eloise	12	Pacific Coast Swimming	1:54.82	1:48.42	5
13 Mann, Jaya	11	Duncan Swim Team	1:48.42	1:50.50	4
14 Ganut, Samantha	12	Pacific Coast Swimming	2:07.68	2:02.80	3
15 Eide, Isla	11	Pacific Coast Swimming	NT	2:03.83	2
16 Gofton, Vivian	11	Pacific Coast Swimming	NT	2:09.79	1
--- Remillard, Heidi	11	Pacific Coast Swimming	2:02.23	DQ	



## 2025 Annual Stingrays Spring Invitational - 2025-03-07 to 2025-03-09

## Results

**Event 20 Girls 13-14 100 SC Meter IM**

Name	Age	Team	Seed Time	Finals Time	Points
1 Graham, Ayla	14	Duncan Swim Team	1:23.85	1:20.72	20
2 Aron, Isabella	14	Duncan Swim Team	1:29.08	1:25.30	17
3 Williamson_S6SB6SM6, Gabi	14	Duncan Swim Team	2:12.33	2:13.27	16

**Event 20 Boys 8 & Under 100 SC Meter IM**

Name	Age	Team	Seed Time	Finals Time	Points
1 Plehanov, Robert	8	Nanaimo Riptides Swim Team	NT	2:18.15	20
2 Hodge, Beckham	8	Crkw	2:26.82	2:35.31	17

**Event 20 Boys 9-10 100 SC Meter IM**

Name	Age	Team	Seed Time	Finals Time	Points
1 Hodge, Huxley	10	Crkw	1:56.04	1:48.36	20
2 Dunaway, Ronan	9	Duncan Swim Team	2:10.27	1:56.04	17
3 Niu, Nathan	10	Pacific Coast Swimming	2:03.47	2:01.81	16
4 Carlson, Eli	10	Crkw	2:09.85	2:10.11	15
5 Sun, Albert	10	Pacific Coast Swimming	NT	2:10.18	14
6 Weckend, Otto	9	Pacific Coast Swimming	NT	2:13.89	13
7 Hargrave, Will	9	Crkw	NT	2:14.65	12
8 Hals, Charlie	9	Nanaimo Riptides Swim Team	3:15.45	2:41.11	11

**Event 20 Boys 11-12 100 SC Meter IM**

Name	Age	Team	Seed Time	Finals Time	Points
1 Gullins, Ollie	12	Nanaimo Riptides Swim Team	NT	1:28.87	20
2 Zhai, Hongsen	11	Ravensong Aquatic Club	1:55.16	1:38.62	17
3 Leong, Willard	11	Pacific Coast Swimming	NT	1:38.92	16
4 le, Andrew	11	Nanaimo Riptides Swim Team	NT	1:51.58	15
5 Gilecki, Emmett	11	Ravensong Aquatic Club	1:58.40	1:57.72	14
6 Olynik, Cameron	11	Nanaimo Riptides Swim Team	1:50.16	1:59.22	13
--- Chapman, Ben	11	Crkw	2:00.99	DQ	

**Event 20 Boys 13-14 100 SC Meter IM**

Name	Age	Team	Seed Time	Finals Time	Points
1 Lempinen, Ethan	14	Duncan Swim Team	1:35.97	1:35.45	20

**Event 20 Men 15 & Over 100 SC Meter IM**


Name	Age	Team	Seed Time	Finals Time	Points
1 Odonnell, Russell	15	West Coast Wind Swim Club	1:25.65	1:15.61	20
2 Kim, Johan	15	Duncan Swim Team	1:28.46	1:25.07	17

**Event 21 Girls 9-10 400 SC Meter Freestyle**

Name	Age	Team	Seed Time	Finals Time	Points
1 Zhu, Vicky	10	Pacific Coast Swimming	6:29.25	6:16.66	20
2 Davies, Syla	10	Duncan Swim Team	7:13.33	6:37.33	17

**Event 21 Girls 11-12 400 SC Meter Freestyle**

Name	Age	Team	Seed Time	Finals Time	Points
1 Mokhnach, Emilie	12	Pacific Coast Swimming	6:21.16	5:49.37	20
2 Gao, Chloe	12	Pacific Coast Swimming	5:53.23	5:54.61	17



## 2025 Annual Stingrays Spring Invitational - 2025-03-07 to 2025-03-09

## Results

**(Event 21 Girls 11-12 400 SC Meter Freestyle)**

Name	Age	Team	Seed Time	Finals Time	Points
3 Navas-Perla, Naomi	11	Duncan Swim Team	8:47.67	7:33.29	16
--- Cwierniewicz, Agata	12	Pacific Coast Swimming	NT	DQ	

**Event 21 Girls 13-14 400 SC Meter Freestyle**

Name	Age	Team	Seed Time	Finals Time	Points
1 Armstrong, Aaliyah	14	Nanaimo Riptides Swim Team	6:04.20	6:06.79	20
2 Rechon-Reguet, Alexia	13	Nanaimo Riptides Swim Team	6:24.39	6:07.28	17
3 Switzer, Quinn	14	Duncan Swim Team	6:20.53	6:14.06	16

**Event 21 Boys 9-10 400 SC Meter Freestyle**

Name	Age	Team	Seed Time	Finals Time	Points
1 Brown, Noah	10	Pacific Coast Swimming	6:29.51	6:11.80	20
2 Thrift, Robson	10	Pacific Coast Swimming	6:44.02	6:31.51	17

**Event 21 Boys 11-12 400 SC Meter Freestyle**

Name	Age	Team	Seed Time	Finals Time	Points
1 Sorenson, River	11	Duncan Swim Team	8:15.69	6:02.95	20
2 Bartlett, Lukas	11	Pacific Coast Swimming	NT	6:16.53	17
3 McKnight, Luka	12	Pacific Coast Swimming	6:34.79	6:30.25	16
4 Walker, Wiley	11	Ravensong Aquatic Club	6:37.33	6:30.68	15

**Event 21 Men 15 & Over 400 SC Meter Freestyle**

Name	Age	Team	Seed Time	Finals Time	Points
1 Joyce, Nick or Nicholas	17	Crkw	4:30.13	4:27.15	20

